

HSBC ETFs PLC

HSBC MSCI PACIFIC ex JAPAN UCITS ETF

Marketing communication | Monthly report 31 October 2025 | HMXS LN | USD (Acc)



Investment objective

The Fund aims to track as closely as possible the returns of the MSCI Pacific ex Japan Index (the "Index"). The Fund will invest in or gain exposure to shares of companies which make up the Index.



Investment strategy

The Index is made up of the largest companies from Pacific region developed countries, excluding Japan, as determined by the Index provider. The Fund will be passively managed and will aim to invest in the shares of the companies in generally the same proportion as in the Index. However, there may be circumstances when it is not possible or practical for the Fund to invest in all constituents of the Index. If the Fund cannot invest directly in the companies that constitute the Index, it may gain exposure by using other investments such as depositary receipts, derivatives or funds. The Fund may invest up to 35% of its assets in securities from a single issuer during exceptional market conditions. The Fund may invest up to 10% of its assets in total return swaps and contracts for difference. The Fund may invest up to 10% of its assets in other funds, including HSBC funds. See the Prospectus for a full description of the investment objectives and derivative usage.



Main risks

- The Fund's unit value can go up as well as down, and any capital invested in the Fund may be at risk.
- The value of investible securities can change over time due to a wide variety of factors, including but not limited to: political and economic news, government policy, changes in demographics, cultures and populations, natural or human-caused disasters etc.
- To the extent that the Fund seeks to replicate index performance by holding individual securities, there is no guarantee that its composition or performance will exactly match that of the target index at any given time ("tracking error").

Fund facts

Fund manager	HSBC Global Asset Management (UK) Limited
Custodian	HSBC Continental Europe
Fund administrator	HSBC Securities Services (Ireland) DAC

Share Class Details

Key metrics

NAV per Share	USD 18.92
Performance 1 month	-0.69%
Tracking error 3 years	0.07%

Fund facts

UCITS V compliant	Yes
Dividend treatment	Accumulating
Dividend currency	USD
Fund base currency	USD
Currency Hedged	Not Hedged
Share Class Base Currency	USD
Domicile	Ireland
Inception date	19 July 2022
Shares outstanding	19,169,005
Fund Size	USD 1,156,994,936
Reference benchmark	100% MSCI Pacific ex Japan Net
Replication Method	Physical- Full
SIPP eligible	Yes
Issuer	HSBC ETFs PLC
Fiscal year end	Dec

Fees and expenses

Ongoing Charge Figure ¹	0.150%
------------------------------------	---------------

Codes

ISIN	IE000SGVQIZ9
------	---------------------

¹Ongoing Charges Figure is based on expenses over a year. The figure includes annual management charge but not the transaction costs. Such figures may vary from time to time.

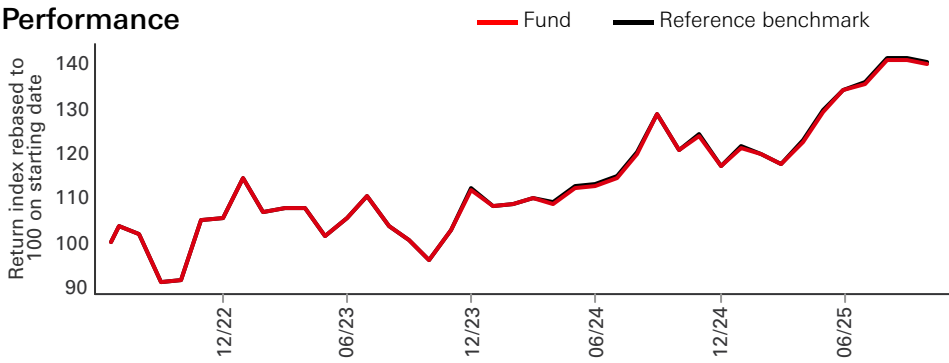
Past performance does not predict future returns. The figures are calculated in the share class base currency, dividend reinvested, net of fees.

This is a marketing communication. Please refer to the prospectus and to the KID before making any final investment decisions.

For definition of terms, please refer to the Glossary QR code and Prospectus.

Source: HSBC Asset Management, data as at 31 October 2025

Performance



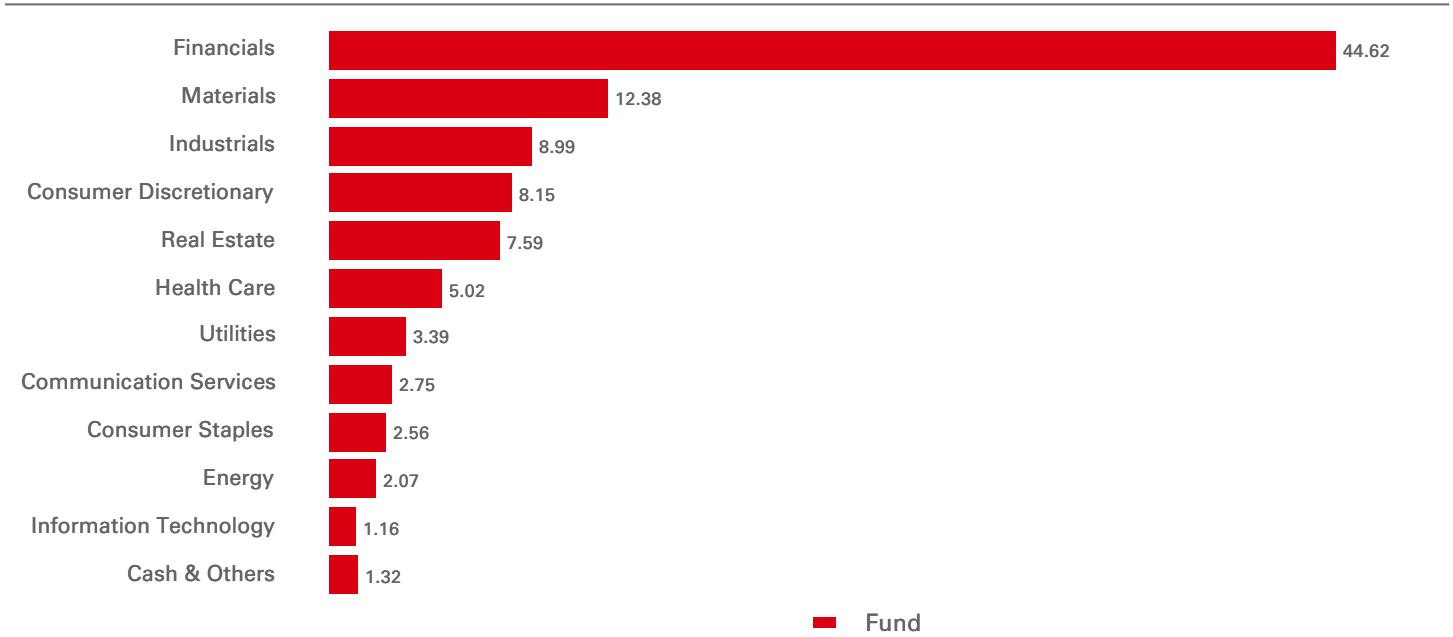
Performance (%)	YTD	1 month	3 months	6 months	1 year	3 years ann	5 years ann	Since inception ann
Fund	19.71	-0.69	3.29	14.22	16.12	15.29	--	10.74
Reference benchmark	19.87	-0.67	3.31	14.30	16.26	15.40	--	10.84
Tracking difference	-0.16	-0.02	-0.02	-0.08	-0.15	-0.11	--	-0.10
Tracking error	--	--	--	--	0.07	0.07	--	0.07

Calendar year performance (%)	2020	2021	2022	2023	2024
Fund	--	--	--	6.32	4.58
Reference benchmark	--	--	--	6.44	4.59

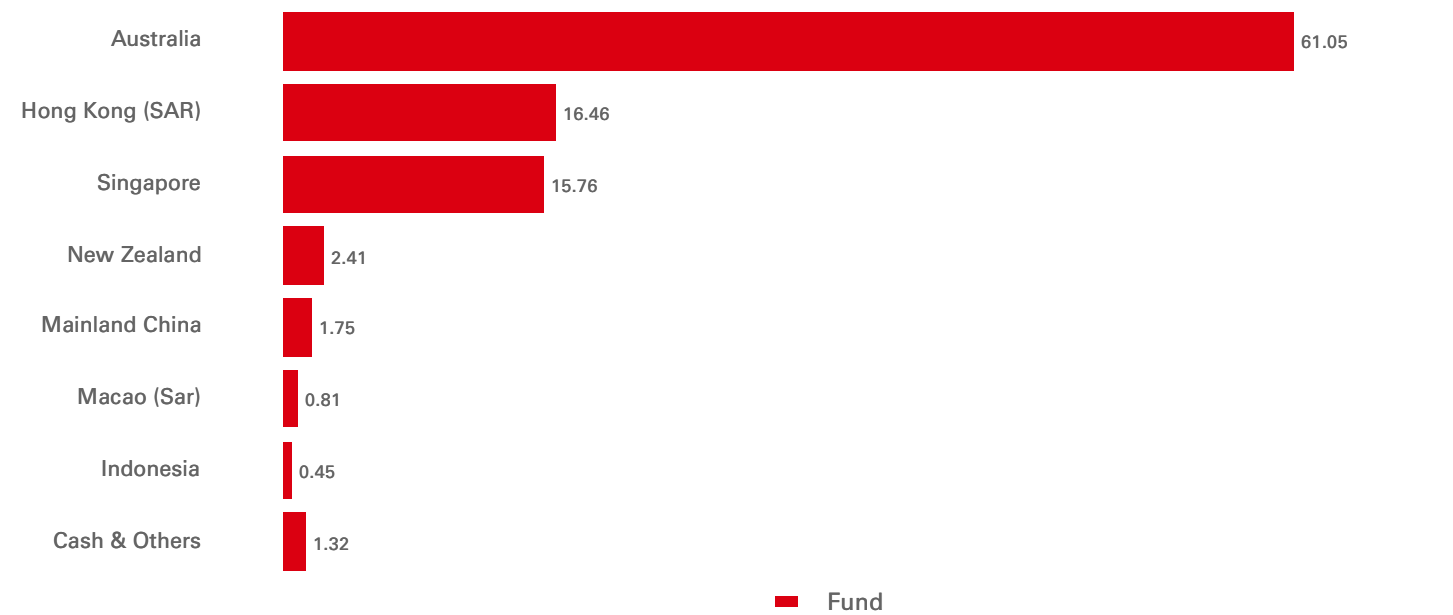
Equity characteristics	Fund	Reference benchmark
No. of holdings ex cash	96	96
Average Market Cap (USD Mil)	68,755	68,758
Price/earning ratio	17.22	17.22

Benchmark Information	
Index name	100% MSCI Pacific ex Japan Net
Index currency	USD
Benchmark type	Total Return
Index Rebalancing Frequency	Quarterly
TR Index Bloomberg Ticker	NDDUPXJ
TR Index Reuters RIC	.dMIPCJ0000NUS

Sector Allocation (%)



Geographical Allocation (%)



Top 10 Holdings	Location	Sector	Weight (%)
Commonwealth Bank of Australia	Australia	Financials	8.80
BHP Group Ltd	Australia	Materials	6.76
AIA Group Ltd	Hong Kong (SAR)	Financials	4.83
DBS Group Holdings Ltd	Singapore	Financials	4.13
National Australia Bank Ltd	Australia	Financials	4.09
Westpac Banking Corp	Australia	Financials	4.06
ANZ Group Holdings Ltd	Australia	Financials	3.35
Hong Kong Exchanges & Clearing Ltd	Hong Kong (SAR)	Financials	3.07
Wesfarmers Ltd	Australia	Consumer Discretionary	2.92
Sea Ltd	Singapore	Consumer Discretionary	2.80

Exchange name	Listing date	Trading currency	Trading hours	Bloomberg ticker	Reuters	iNAV RIC	Bloomberg iNAV	Reuters
LONDON STOCK EXCHANGE	20 Jul 2022	USD	08:00 - 16:30	HMXA LN	HMXA.L	HMXUXXIV	HMXAUSDINA	V=SOLA
LONDON STOCK EXCHANGE	20 Jul 2022	GBP	08:00 - 16:30	HMXS LN	HMXS.L	HMXSGBIV	HMXSGBPINA	V=SOLA
DEUTSCHE BOERSE AG-XETRA	06 Aug 2025	EUR	--	W450 GY	W450.DE	W450EUIV	W450EURINAV	=SOLA

Risk Disclosure

- Derivatives may be used by the Fund, and these can behave unexpectedly. The pricing and volatility of many derivatives may diverge from strictly reflecting the pricing or volatility of their underlying reference(s), instrument or asset.
- Investment Leverage occurs when the economic exposure is greater than the amount invested, such as when derivatives are used. A Fund that employs leverage may experience greater gains and/or losses due to the amplification effect from a movement in the price of the reference source.
- Where overseas investments are held the rate of currency exchange may cause the value of such investments to go down as well as up.
- Further information on the potential risks can be found in the Key Information Document (KID) and/or the Prospectus or Offering Memorandum.

Index Disclaimer

Source: MSCI. The MSCI information may only be used for your internal use, may not be reproduced or disseminated in any form and may not be used as a basis for or a component of any financial instruments or products or indices. None of the MSCI information is intended to constitute investment advice or a recommendation to make (or refrain from making) any kind of investment decision and may not be relied on as such. Historical data and analysis should not be taken as an indication or guarantee of any future performance analysis, forecast or prediction. The MSCI information is provided on an “as is” basis and the user of this information assumes the entire risk of any use made of this information. MSCI, each of its affiliates and each other person involved in or related to compiling, computing or creating any MSCI information (collectively, the “MSCI Parties”) expressly disclaims all warranties (including, without limitation, any warranties of originality, accuracy, completeness, timeliness, non-infringement, merchantability and fitness for a particular purpose) with respect to this information. Without limiting any of the foregoing, in no event shall any MSCI Party have any liability for any direct, indirect, special, incidental, punitive, consequential (including, without limitation, lost profits) or any other damages. (www.msci.com)

Source: HSBC Asset Management, data as at 31 October 2025

Follow us on:



Glossary



www.assetmanagement.hsbc.se/api/v1/download/document/lu0164939612/se/en/glossary

Important Information

The fund is a sub-fund of HSBC ETFs plc (“the Company”), an investment company with variable capital and segregated liability between sub-funds, incorporated in Ireland as a public limited company, and is authorised by the Central Bank of Ireland. The company is constituted as an umbrella fund, with segregated liability between sub-funds. Shares purchased on the secondary market cannot usually be sold directly back to the Company. Investors must buy and sell shares on the secondary market with the assistance of an intermediary (e.g. a stockbroker) and may incur fees for doing so. In addition, investors may pay more than the current Net Asset Value per share when buying shares and may receive less than the current Net Asset Value per Share when selling them. Affiliated companies of HSBC Global Asset Management (UK) Limited may make markets in HSBC ETFs plc. UK based investors are advised they may not be afforded some of the protections conveyed by the Financial Services and Markets Act (2000), (the Act). The Company is recognised in the UK by the Financial Conduct Authority under section 264 of the Act. The shares in the company have not been and will not be offered for sale or sold in the United States of America, its territories or possessions and all areas subject to its jurisdiction, or to United States Persons. Investors and potential investors should read and note the risk warnings in the prospectus, relevant KID and Fund supplement (where available) and additionally, in the case of retail clients, the information contained in the supporting SID.

Further information about the Company including the Prospectus, the most recent annual and semi-annual reports of the Company and the latest share prices, may be obtained free of charge, in English, from the Administrator by emailing ifsinvestorqueries@hsbc.com, or by visiting www.etf.hsbc.com. Details of the underlying investments of the fund are available on www.etf.hsbc.com. The indicative intra-day net asset value of the fund is available on at least one major market data vendor terminal such as Bloomberg, as well as on a wide range of websites that display stock market data, including www.reuters.com.

The most recent Prospectus is available in English, German and French. Key Information Document (PRIIPs KID) are available in the local language where they are registered.