

HSBC ETFs PLC

HSBC MSCI EMERGING MARKETS SMALL CAP SCREENED UCITS ETF

Marketing communication | Monthly report 31 October 2025 | Share class USD (Acc)



Investment objective

The Fund aims to track as closely as possible the returns of the MSCI Emerging Markets Small Cap Universal Screens Index (the Index), while integrating environmental, social and governance (ESG) metrics. The Fund will invest in or gain exposure to shares of companies which make up the Index. The Fund qualifies under Article 8 of SFDR.



Investment strategy

The Index is a subset of the MSCI Emerging Markets Index (Parent Index), and is made up of small cap companies based in emerging market countries, as defined by the Index Provider. The Index is constructed by screening all securities of companies and excluding securities with exposure to: controversial and nuclear weapons, adult entertainment, alcohol, gambling, nuclear power, thermal coal power, fossil fuel and tobacco.

The Fund is passively managed and aims to invest in the shares of the companies in generally the same proportion as in the Index. There may be circumstances when it is not possible for the Fund to invest in all constituents of the Index and may gain exposure by using other investments such as depositary receipts, funds or derivatives.

The Fund may invest up to 10% of its assets in other funds, up to 35% of its assets in securities from a single issuer during exceptional market conditions, and up to 10% in total return swaps and contracts for difference.

See the Prospectus for a full description of the investment objectives and derivative usage.



Main risks

- The Fund's unit value can go up as well as down, and any capital invested in the Fund may be at risk.
- The value of investible securities can change over time due to a wide variety of factors, including but not limited to: political and economic news, government policy, changes in demographics, cultures and populations, natural or human-caused disasters etc.
- The Fund may invest in Emerging Markets, these markets are less established, and often more volatile, than developed markets and involve higher risks, particularly market, liquidity and currency risks.

Share Class Details

Key metrics

NAV per Share	USD 25.74
Performance 1 month	2.70%

Fund facts

UCITS V compliant	Yes
Dividend treatment	Accumulating
Dealing frequency	Daily
Valuation Time	23:00 Ireland
Share Class Base Currency	USD
Domicile	Ireland
Inception date	3 November 2022
Fund Size	USD 43,159,313
Reference benchmark	100% MSCI Emerging Markets Small Cap Universal Screens Index
Managers	HSBC Index and Systematic Equity Portfolio Management Team

Fees and expenses

Ongoing Charge Figure ¹	0.350%
------------------------------------	---------------

Codes

ISIN	IE000W080FK3
------	---------------------

¹Ongoing Charges Figure is based on expenses over a year. The figure includes annual management charge but not the transaction costs. Such figures may vary from time to time.

Past performance does not predict future returns. The figures are calculated in the share class base currency, dividend reinvested, net of fees.

This is a marketing communication. Please refer to the prospectus and to the KID before making any final investment decisions.

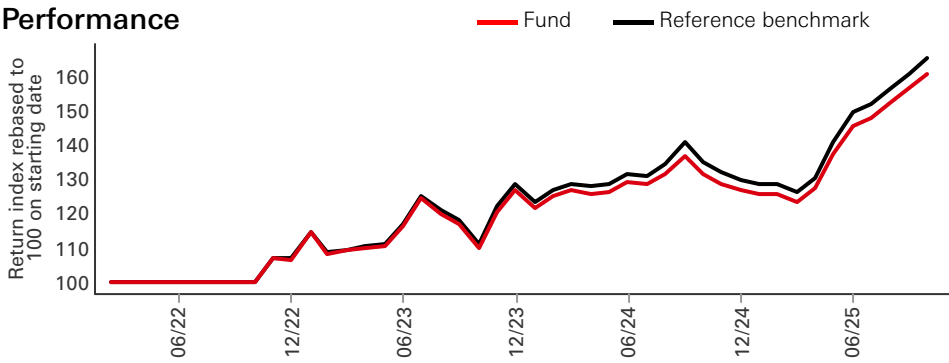
For definition of terms, please refer to the Glossary QR code and Prospectus.

Prior to 30/04/2025 the Benchmark was MSCI Emerging Markets Small Cap SRI ESG Universal Select Index

Prior to 30/04/2025 the fund name was HSBC MSCI EMERGING MARKETS SMALL CAP ESG UCITS ETF

Source: HSBC Asset Management, data as at 31 October 2025

Performance

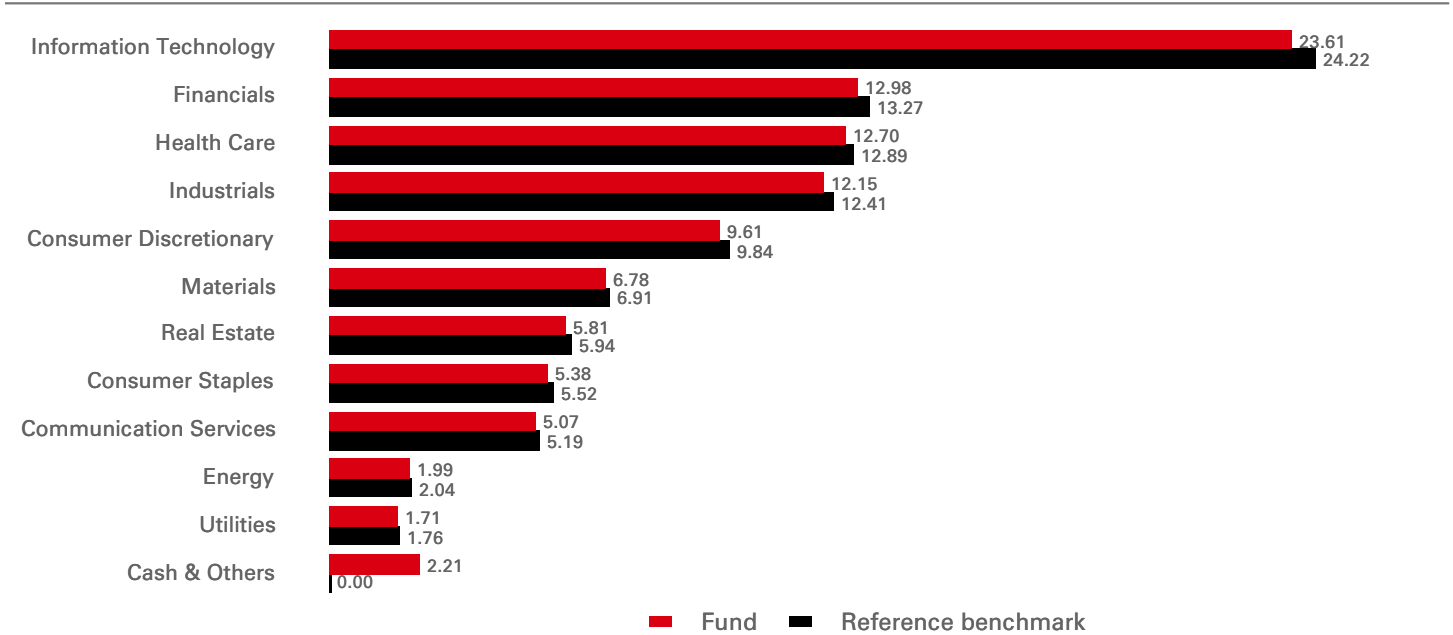


Performance (%)	YTD	1 month	3 months	6 months	1 year	3 years ann	5 years ann	Since inception ann
USD (Acc)	26.75	2.70	8.67	26.20	22.08	--	--	17.09
Reference benchmark	27.06	2.88	8.80	26.78	22.52	--	--	18.21

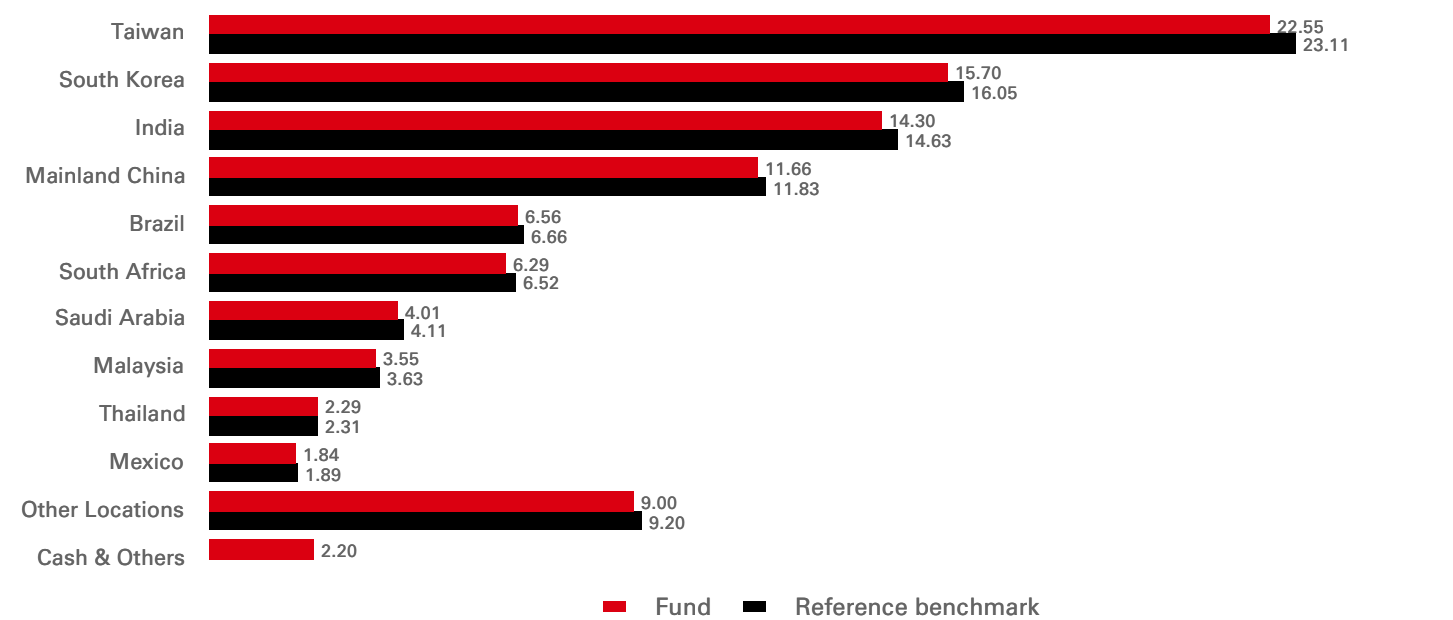
Calendar year performance (%)	2020	2021	2022	2023	2024
USD (Acc)	--	--	--	18.67	0.12
Reference benchmark	--	--	--	20.30	1.25

Equity characteristics	Fund	Reference benchmark	3-Year Risk Measures	USD (Acc)	Reference benchmark
No. of holdings ex cash	853	844	Volatility	--	--
Average Market Cap (USD Mil)	3,213	3,213	Information ratio	--	--
			Beta	--	--

Sector Allocation (%)



Geographical Allocation (%)



Top 10 Holdings	Sector	Weight (%)
Nanya Technology Corp	Information Technology	1.14
King Yuan Electronics Co Ltd	Information Technology	1.11
Chroma ATE Inc	Information Technology	1.10
Federal Bank Ltd	Financials	1.04
Teco Electric and Machinery Co Ltd	Industrials	0.96
Coforge Ltd	Information Technology	0.86
Winbond Electronics Corp	Information Technology	0.74
Samsung Securities Co Ltd	Financials	0.73
ASPEED Technology Inc	Information Technology	0.72
Growthpoint Properties Ltd	Real Estate	0.69

MSCI ESG Score	ESG score	E	S	G
Fund	5.2	5.0	4.7	5.1
Broad market index	4.4	4.7	4.4	4.8

The MSCI ESG Key Issue Score is the numerical, weighted average of MSCI's E, S, and G pillar scores. A higher number indicates a more favourable ESG profile in the view of MSCI. The weighted averages of the Key Issue Scores are aggregated and companies' scores are normalized by their industries. After any overrides are factored in, each company's Final Industry-Adjusted Score corresponds to a rating. For more information, see MSCI ESG Ratings Methodology @ <https://www.msci.com/esg-and-climate-methodologies>

Risk Disclosure


- To the extent that the Fund seeks to replicate index performance by holding individual securities, there is no guarantee that its composition or performance will exactly match that of the target index at any given time ("tracking error").
- Derivatives may be used by the Fund, and these can behave unexpectedly. The pricing and volatility of many derivatives may diverge from strictly reflecting the pricing or volatility of their underlying reference(s), instrument or asset.
- Investment Leverage occurs when the economic exposure is greater than the amount invested, such as when derivatives are used. A Fund that employs leverage may experience greater gains and/or losses due to the amplification effect from a movement in the price of the reference source.
- Where overseas investments are held the rate of currency exchange may cause the value of such investments to go down as well as up.
- Further information on the potential risks can be found in the Key Information Document (KID) and/or the Prospectus or Offering Memorandum.

Index Disclaimer

Source: MSCI. The MSCI information may only be used for your internal use, may not be reproduced or disseminated in any form and may not be used as a basis for or a component of any financial instruments or products or indices. None of the MSCI information is intended to constitute investment advice or a recommendation to make (or refrain from making) any kind of investment decision and may not be relied on as such. Historical data and analysis should not be taken as an indication or guarantee of any future performance analysis, forecast or prediction. The MSCI information is provided on an "as is" basis and the user of this information assumes the entire risk of any use made of this information. MSCI, each of its affiliates and each other person involved in or related to compiling, computing or creating any MSCI information (collectively, the "MSCI Parties") expressly disclaims all warranties (including, without limitation, any warranties of originality, accuracy, completeness, timeliness, non-infringement, merchantability and fitness for a particular purpose) with respect to this information. Without limiting any of the foregoing, in no event shall any MSCI Party have any liability for any direct, indirect, special, incidental, punitive, consequential (including, without limitation, lost profits) or any other damages. (www.msci.com)

Source: HSBC Asset Management, data as at 31 October 2025

Follow us on:



Glossary



www.assetmanagement.hsbc.se/api/v1/download/document/lu0164939612/se/en/glossary

Important Information

The fund is a sub-fund of HSBC ETFs plc (“the Company”), an investment company with variable capital and segregated liability between sub-funds, incorporated in Ireland as a public limited company, and is authorised by the Central Bank of Ireland. The company is constituted as an umbrella fund, with segregated liability between sub-funds. Shares purchased on the secondary market cannot usually be sold directly back to the Company.

Investors must buy and sell shares on the secondary market with the assistance of an intermediary (e.g. a stockbroker) and may incur fees for doing so. In addition, investors may pay more than the current Net Asset Value per share when buying shares and may receive less than the current Net Asset Value per Share when selling them. Affiliated companies of HSBC Global Asset Management (UK) Limited may make markets in HSBC ETFs plc. UK based investors are advised they may not be afforded some of the protections conveyed by the Financial Services and Markets Act (2000), (the Act). The Company is recognised in the UK by the Financial Conduct Authority under section 264 of the Act. The shares in the company have not been and will not be offered for sale or sold in the United States of America, its territories or possessions and all areas subject to its jurisdiction, or to United States Persons. Investors and potential investors should read and note the risk warnings in the prospectus, relevant KID and Fund supplement (where available) and additionally, in the case of retail clients, the information contained in the supporting SID.

Further information about the Company including the Prospectus, the most recent annual and semi-annual reports of the Company and the latest share prices, may be obtained free of charge, in English, from the Administrator by emailing ifsinvestorqueries@hsbc.com, or by visiting www.etf.hsbc.com. Details of the underlying investments of the fund are available on www.etf.hsbc.com. The indicative intra-day net asset value of the fund is available on at least one major market data vendor terminal such as Bloomberg, as well as on a wide range of websites that display stock market data, including www.reuters.com.

The most recent Prospectus is available in English, German and French. Key Information Document (PRIIPs KID) are available in the local language where they are registered.

Detailed information for article 8 and 9 sustainable investment products, as categorised under the Sustainable Finance Disclosure Regulation (SFDR), including; description of the environmental or social characteristics or the sustainable investment objective; methodologies used to assess, measure and monitor the environmental or social characteristics and the impact of the selected sustainable investments and; objectives and benchmark information, can be found at: <https://www.assetmanagement.hsbc.co.uk/en/intermediary/investment-expertise/sustainable-investments/sustainable-investment-product-offering>