

HSBC ETFs PLC

HSBC MSCI AC ASIA PACIFIC EX JAPAN CLIMATE PARIS ALIGNED UCITS ETF

Marketing communication | Monthly report 31 July 2025 | HPAX LN | USD



Investment objective

The Fund aims to track as closely as possible the returns of the MSCI AC Asia Pacific ex Japan Climate Paris Aligned Index (the Index). The Fund will invest in or gain exposure to shares of companies which make up the Index. The Fund qualifies under Article 8 of SFDR.



Investment strategy

The Index is a subset of the MSCI AC Asia Pacific ex-Japan Index (Parent Index) and made up of shares of large and mid-sized companies from certain developed and emerging market countries in the Asia Pacific region (excluding Japan). The Index is designed to support investors seeking to pursue opportunities arising from the transition to a lower-carbon economy while aligning with the Paris Agreement requirements. It excludes shares of companies with exposure to controversial weapons, ESG controversies, tobacco, environmental harm, thermal coal mining, oil and gas, and power generation. The Fund will be passively managed and will aim to invest in the shares of the companies in generally the same proportion as in the Index. The Fund may invest in China A-shares, up to up to 35% in securities from a single issuer during exceptional market conditions, up to 10% in other funds and up to 10% in total return swaps and contracts for difference. See the Prospectus for a full description of the investment objectives and derivative usage.



Main risks

- The Fund's unit value can go up as well as down, and any capital invested in the Fund may be at risk.
- The value of investible securities can change over time due to a wide variety of factors, including but not limited to: political and economic news, government policy, changes in demographics, cultures and populations, natural or human-caused disasters etc.
- The Fund may invest in Emerging Markets, these markets are less established, and often more volatile, than developed markets and involve higher risks, particularly market, liquidity and currency risks.

Fund facts

Fund manager	HSBC Global Asset Management (UK) Limited
Custodian	HSBC Continental Europe
Fund administrator	HSBC Securities Services (Ireland) DAC

Share Class Details

Key metrics

NAV per Share	USD 18.91
Performance 1 month	1.93%
Tracking error 3 years	0.38%

Fund facts

UCITS V compliant	Yes
Dividend treatment	Accumulating
Dividend currency	USD
Fund base currency	USD
Currency Hedged	Not Hedged
Share Class Base Currency	USD
Domicile	Ireland
Inception date	11 April 2022
Shares outstanding	1,420,000
Fund Size	USD 26,852,378
Reference benchmark	100% MSCI AC Asia Pacific ex Japan Climate Paris Aligned Index
Replication Method	Physical- Full
SIPP eligible	Yes
Issuer	HSBC ETFs PLC
Fiscal year end	Dec

Fees and expenses

Ongoing Charge Figure ¹	0.250%
------------------------------------	---------------

Codes

ISIN	IE000XFORJ80
------	---------------------

¹Ongoing Charges Figure is based on expenses over a year. The figure includes annual management charge but not the transaction costs. Such figures may vary from time to time.

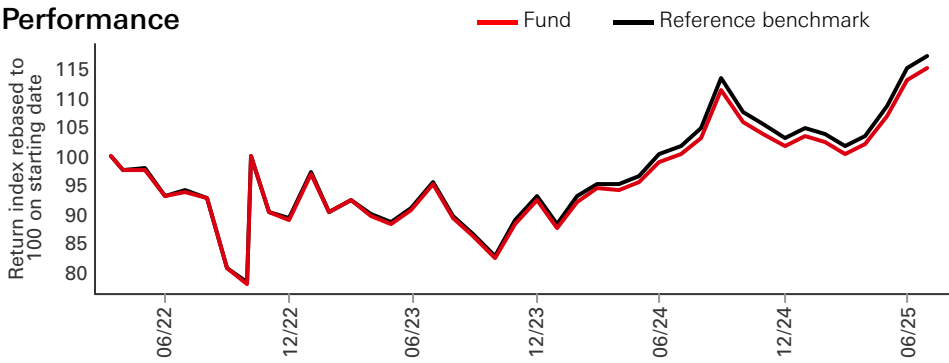
Past performance does not predict future returns. The figures are calculated in the share class base currency, dividend reinvested, net of fees.

This is a marketing communication. Please refer to the prospectus and to the KID before making any final investment decisions.

For definition of terms, please refer to the Glossary QR code and Prospectus.

Source: HSBC Asset Management, data as at 31 July 2025

Performance



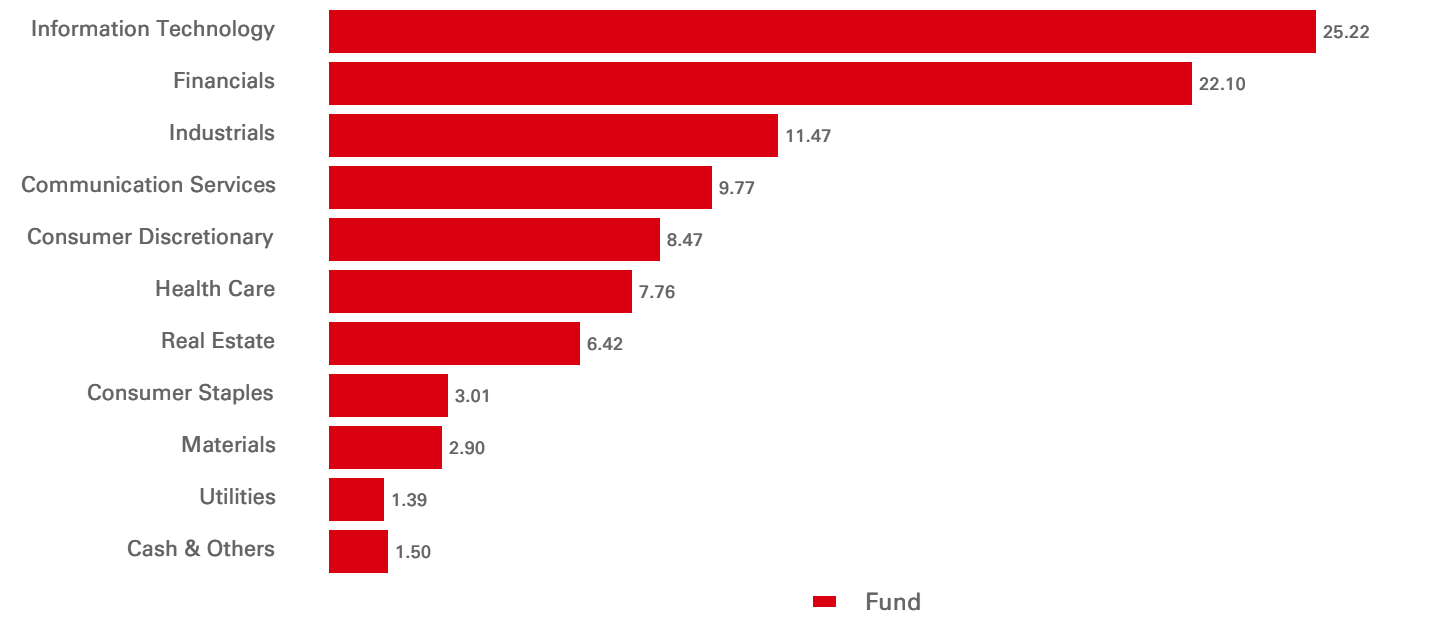
Performance (%)	YTD	1 month	3 months	6 months	1 year	3 years ann	5 years ann	Since inception ann
Fund	13.47	1.93	13.02	11.55	14.85	7.06	--	4.36
Reference benchmark	13.50	1.80	13.08	11.74	15.13	7.60	--	4.87
Tracking difference	-0.02	0.13	-0.06	-0.20	-0.28	-0.54	--	-0.51
Tracking error	--	--	--	--	0.52	0.38	--	0.36

Calendar year performance (%)	2020	2021	2022	2023	2024
Fund	--	--	--	3.94	9.73
Reference benchmark	--	--	--	4.53	10.70

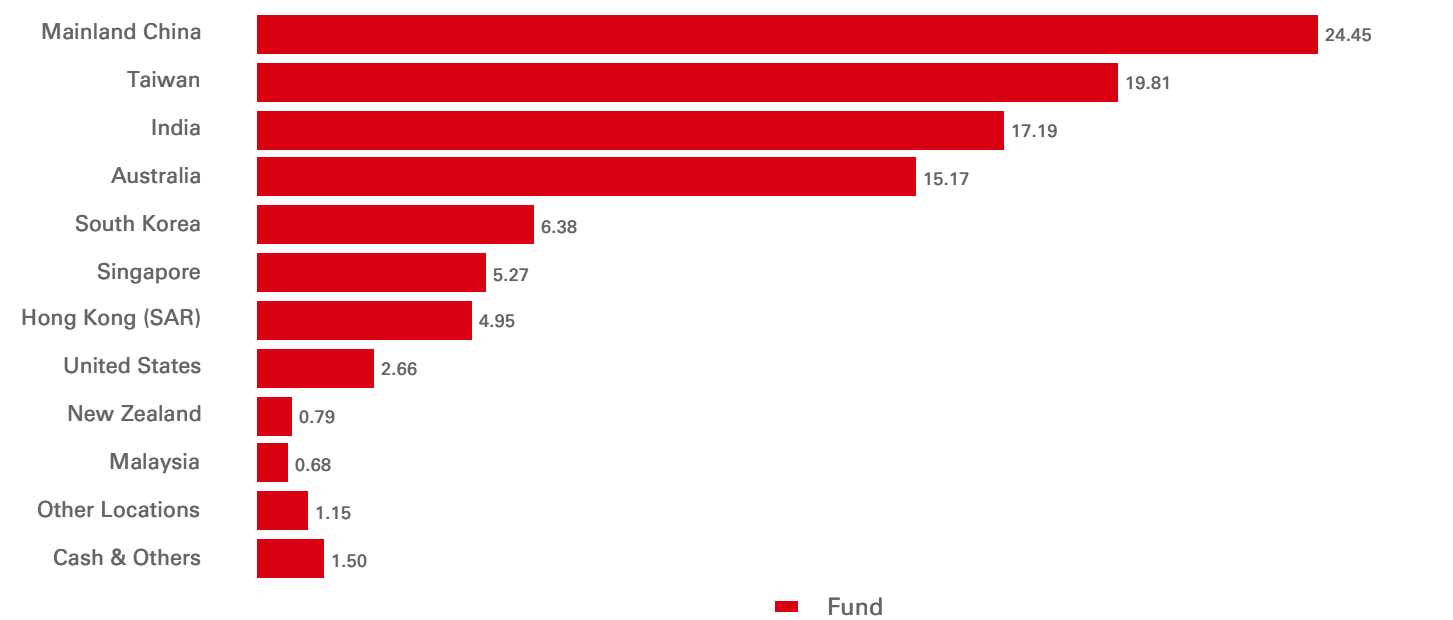
Equity characteristics	Fund	Reference benchmark
No. of holdings ex cash	308	305
Average Market Cap (USD Mil)	208,027	207,889
Price/earning ratio	22.59	22.60

Benchmark Information	
Index name	100% MSCI AC Asia Pacific ex Japan Climate Paris Aligned Index
Index currency	USD
Benchmark type	Net Return
TR Index Bloomberg Ticker	NU739400
TR Index Reuters RIC	.MISX0OES5NUS

Sector Allocation (%)



Geographical Allocation (%)



Top 10 Holdings	Sector	Weight (%)
Taiwan Semiconductor Co Ltd	Information Technology	12.43
Tencent Holdings Ltd	Communication Services	5.62
Commonwealth Bank of Australia	Financials	3.06
Goodman Group	Real Estate	2.19
Alibaba Group Holding Ltd	Consumer Discretionary	1.77
Bharat Electronics Ltd	Industrials	1.62
AIA Group Ltd	Financials	1.58
James Hardie Industries PLC	Materials	1.45
Delta Electronics Inc	Information Technology	1.38
SK Hynix Inc	Information Technology	1.36

Exchange name	Listing date	Trading currency	Trading hours	Bloomberg ticker	Reuters	iNAV Bloomberg	iNAV Reuters
LONDON STOCK EXCHANGE	12 Apr 2022	USD	08:00 - 16:30	HPAJ LN	HPAJ.L	HPAPUSIV	HPAJUSDINAV =SOLA
LONDON STOCK EXCHANGE	12 Apr 2022	GBP	08:00 - 16:30	HPAX LN	HPAX.L	HPAXGBIV	HPAXGBPINAV =SOLA
NYSE EURONEXT - EURONEXT PARIS	14 Apr 2022	EUR	09:00 - 17:30	HPAJ FP	HPAJ.PA	HPAJUEIV	HPAJEURINAV =SOLA
DEUTSCHE BOERSE AG-XETRA	14 Apr 2022	EUR	09:00 - 17:30	HP2A GY	HP2A.DE	HPAJUEIV	HPAJEURINAV =SOLA
BORSA ITALIANA SPA	28 Apr 2022	EUR	09:00 - 17:35	HPAJ IM	HPAJ.MI	HPAJUEIV	HPAJEURINAV =SOLA
SIX SWISS EXCHANGE		USD	--	HPAJ SW	--	HPAPUSIV	HPAJUSDINAV =SOLA

Sustainability indicators	Fund	Reference benchmark
Carbon emissions intensity	73.96	244.19

Carbon emissions intensity - Carbon Intensity measures the quantity of carbon emission of a company (tonnes CO²e/USD million revenue)

Source: S&P Global Trucost

MSCI ESG Score	ESG score	E	S	G
Fund	6.5	6.7	5.1	5.6
Reference benchmark	6.4	6.3	5.2	5.4

The MSCI ESG Key Issue Score is the numerical, weighted average of MSCI's E, S, and G pillar scores. A higher number indicates a more favourable ESG profile in the view of MSCI. The weighted averages of the Key Issue Scores are aggregated and companies' scores are normalized by their industries. After any overrides are factored in, each company's Final Industry-Adjusted Score corresponds to a rating. For more information, see MSCI ESG Ratings Methodology @ <https://www.msci.com/esg-and-climate-methodologies>

Risk Disclosure

- To the extent that the Fund seeks to replicate index performance by holding individual securities, there is no guarantee that its composition or performance will exactly match that of the target index at any given time ("tracking error").
- Derivatives may be used by the Fund, and these can behave unexpectedly. The pricing and volatility of many derivatives may diverge from strictly reflecting the pricing or volatility of their underlying reference(s), instrument or asset.
- Investment Leverage occurs when the economic exposure is greater than the amount invested, such as when derivatives are used. A Fund that employs leverage may experience greater gains and/or losses due to the amplification effect from a movement in the price of the reference source.
- Where overseas investments are held the rate of currency exchange may cause the value of such investments to go down as well as up.
- Further information on the potential risks can be found in the Key Information Document (KID) and/or the Prospectus or Offering Memorandum.

Index Disclaimer

Source: MSCI. The MSCI information may only be used for your internal use, may not be reproduced or disseminated in any form and may not be used as a basis for or a component of any financial instruments or products or indices. None of the MSCI information is intended to constitute investment advice or a recommendation to make (or refrain from making) any kind of investment decision and may not be relied on as such. Historical data and analysis should not be taken as an indication or guarantee of any future performance analysis, forecast or prediction. The MSCI information is provided on an "as is" basis and the user of this information assumes the entire risk of any use made of this information. MSCI, each of its affiliates and each other person involved in or related to compiling, computing or creating any MSCI information (collectively, the "MSCI Parties") expressly disclaims all warranties (including, without limitation, any warranties of originality, accuracy, completeness, timeliness, non-infringement, merchantability and fitness for a particular purpose) with respect to this information. Without limiting any of the foregoing, in no event shall any MSCI Party have any liability for any direct, indirect, special, incidental, punitive, consequential (including, without limitation, lost profits) or any other damages. (www.msci.com)

Source: HSBC Asset Management, data as at 31 July 2025

Follow us on:



HSBC Asset Management

Glossary



[www.assetmanagement.hsbc.se/api/v1/
download/document/lu0164939612/se/
en/glossary](https://www.assetmanagement.hsbc.se/api/v1/download/document/lu0164939612/se/en/glossary)

Important Information

The fund is a sub-fund of HSBC ETFs plc ("the Company"), an investment company with variable capital and segregated liability between sub-funds, incorporated in Ireland as a public limited company, and is authorised by the Central Bank of Ireland. The company is constituted as an umbrella fund, with segregated liability between sub-funds. Shares purchased on the secondary market cannot usually be sold directly back to the Company. Investors must buy and sell shares on the secondary market with the assistance of an intermediary (e.g. a stockbroker) and may incur fees for doing so. In addition, investors may pay more than the current Net Asset Value per share when buying shares and may receive less than the current Net Asset Value per Share when selling them. Affiliated companies of HSBC Global Asset Management (UK) Limited may make markets in HSBC ETFs plc. UK based investors are advised they may not be afforded some of the protections conveyed by the Financial Services and Markets Act (2000), (the Act). The Company is recognised in the UK by the Financial Conduct Authority under section 264 of the Act. The shares in the company have not been and will not be offered for sale or sold in the United States of America, its territories or possessions and all areas subject to its jurisdiction, or to United States Persons. Investors and potential investors should read and note the risk warnings in the prospectus, relevant KID and Fund supplement (where available) and additionally, in the case of retail clients, the information contained in the supporting SID.

Further information about the Company including the Prospectus, the most recent annual and semi-annual reports of the Company and the latest share prices, may be obtained free of charge, in English, from the Administrator by emailing ifsinvestorqueries@hsbc.com, or by visiting www.etf.hsbc.com. Details of the underlying investments of the fund are available on www.etf.hsbc.com. The indicative intra-day net asset value of the fund is available on at least one major market data vendor terminal such as Bloomberg, as well as on a wide range of websites that display stock market data, including www.reuters.com.

The most recent Prospectus is available in English, German and French. Key Information Document (PRIIPs KID) are available in the local language where they are registered.

Detailed information for article 8 and 9 sustainable investment products, as categorised under the Sustainable Finance Disclosure Regulation (SFDR), including; description of the environmental or social characteristics or the sustainable investment objective; methodologies used to assess, measure and monitor the environmental or social characteristics and the impact of the selected sustainable investments and; objectives and benchmark information, can be found at: <https://www.assetmanagement.hsbc.co.uk/en/intermediary/investment-expertise/sustainable-investments/sustainable-investment-product-offering>