HSBC Asset Management

HSBC ETFs PLC

HSBC EMERGING MARKET SCREENED EQUITY UCITS ETF

Marketing communication | Monthly report 31 May 2026 | **HSMS LN | USD (Dist)**

Investment objective

The Fund aims to track as closely as possible the returns of the FTSE Emerging ESG Low Carbon Select Index (the "Index"). The Fund will invest in or gain exposure to shares of companies which make up the Index. The Fund qualifies under Article 8 of SFDR.

Investment strategy

The Index is a subset of the FTSE Emerging Index (the Parent Index) and made up of companies of emerging market countries, as defined by the Index Provider.
The Index seeks to achieve a reduction in carbon emissions and fossil fuel reserves exposure, and an improvement of the FTSE Russell ESG rating against that of the Parent Index. It excludes shares of companies with exposure to: tobacco, thermal coal extraction, electricity generation, gambling, adult entertainment and controversial weapons. The Index also applies, among others, the United Nations Global Compact exclusionary criteria.
The Fund will be passively managed and will aim to invest in the shares of the companies in generally the same proportion as in the Index.
The Fund may invest up to 35% in securities from a single issuer during exceptional market conditions.
The Fund may invest up to 10% in funds and up to 10% in total return swaps and contracts for difference.
See the Prospectus for a full description of the investment objectives and derivative usage.

Main risks

- The Fund's unit value can go up as well as down, and any capital invested in the Fund may be at risk.
- The value of investible securities can change over time due to a wide variety of factors, including but not limited to: political and economic news, government policy, changes in demographics, cultures and populations, natural or human-caused disasters etc.
- The Fund may invest in Emerging Markets, these markets are less established, and often more volatile, than developed markets and involve higher risks, particularly market, liquidity and currency risks.

Fund facts	
Fund manager	HSBC Global Asset Management (UK) Limited
Custodian	HSBC Continental Europe
Fund administrator	HSBC Securities Services (Ireland) DAC

Share Class Details

Key metrics	
NAV per Share	**USD 21.04**
Performance 1 month	**4.92%**
Tracking error 3 years	**0.63%**
Fund facts	
UCITS V compliant	**Yes**
Dividend treatment	**Distributing**
Distribution Frequency	**Semi-Annually**
Dividend ex-date	**5 February 2026**
Dividend Yield[1]	**2.01%**
Last Paid Dividend	**0.194100**
Dividend currency	**USD**
Fund base currency	**USD**
Share Class Base Currency	**USD**
Domicile	**Ireland**
Inception date	**28 June 2022**
Shares outstanding	**3,348,968**
Fund Size	**USD 303,013,814**
Reference benchmark	**100% FTSE Emerging ESG Low Carbon Select Index**
Replication Method	**Physical- Full**
SIPP eligible	**Yes**
Issuer	**HSBC ETFs PLC**
Fiscal year end	**Dec**
Fees and expenses	
Ongoing Charge Figure[2]	**0.180%**
Codes	
ISIN	**IE000XYBMEH0**

[1]Dividend Yield: represents the ratio of distributed income over the last 12 months to the fund's current Net Asset Value.
[2]Ongoing Charges Figure is based on expenses over a year. The figure includes annual management charge but not the transaction costs. Such figures may vary from time to time.

Past performance does not predict future returns. The figures are calculated in the share class base currency, dividend reinvested, net of fees.
This is a marketing communication. Please refer to the prospectus and to the KID before making any final investment decisions.
For definition of terms, please refer to the Glossary QR code and Prospectus.
Prior to 30/04/2025 the fund name was HSBC EMERGING MARKET SUSTAINABLE EQUITY UCITS ETF
Source: HSBC Asset Management, data as at 31 May 2026

Performance

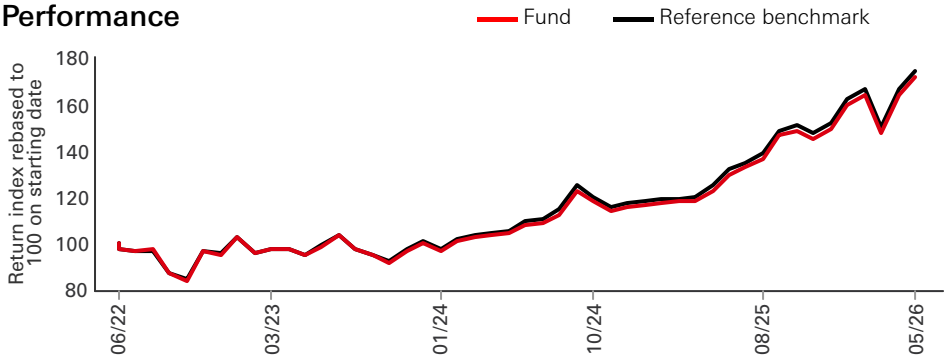

Performance (%)	YTD	1 month	3 months	6 months	1 year	3 years ann	5 years ann	Since inception ann
Fund	**15.33**	**4.92**	**4.77**	**18.12**	**39.77**	**21.86**	**--**	**14.78**
Reference benchmark	15.06	4.95	4.68	17.93	39.85	22.41	--	15.24
Tracking difference	0.27	-0.03	0.09	0.19	-0.08	-0.55	--	-0.46
Tracking error	--	--	--	--	0.58	0.63	--	0.62

Calendar year performance (%)	2021	2022	2023	2024	2025
Fund	**--**	**--**	**4.98**	**15.23**	**29.19**
Reference benchmark	--	--	5.64	16.07	29.43

Equity characteristics	Fund	Reference benchmark
No. of holdings ex cash	675	647
Average Market Cap (USD Mil)	367,755	367,542
Price/earning ratio	17.71	17.70

Benchmark Information	
Index name	100% FTSE Emerging ESG Low Carbon Select Index
Index currency	USD
Index Rebalancing Frequency	Annually
TR Index Bloomberg Ticker	ELCAWEN
TR Index Reuters RIC	.TFTELCAWENU

Sector Allocation (%)

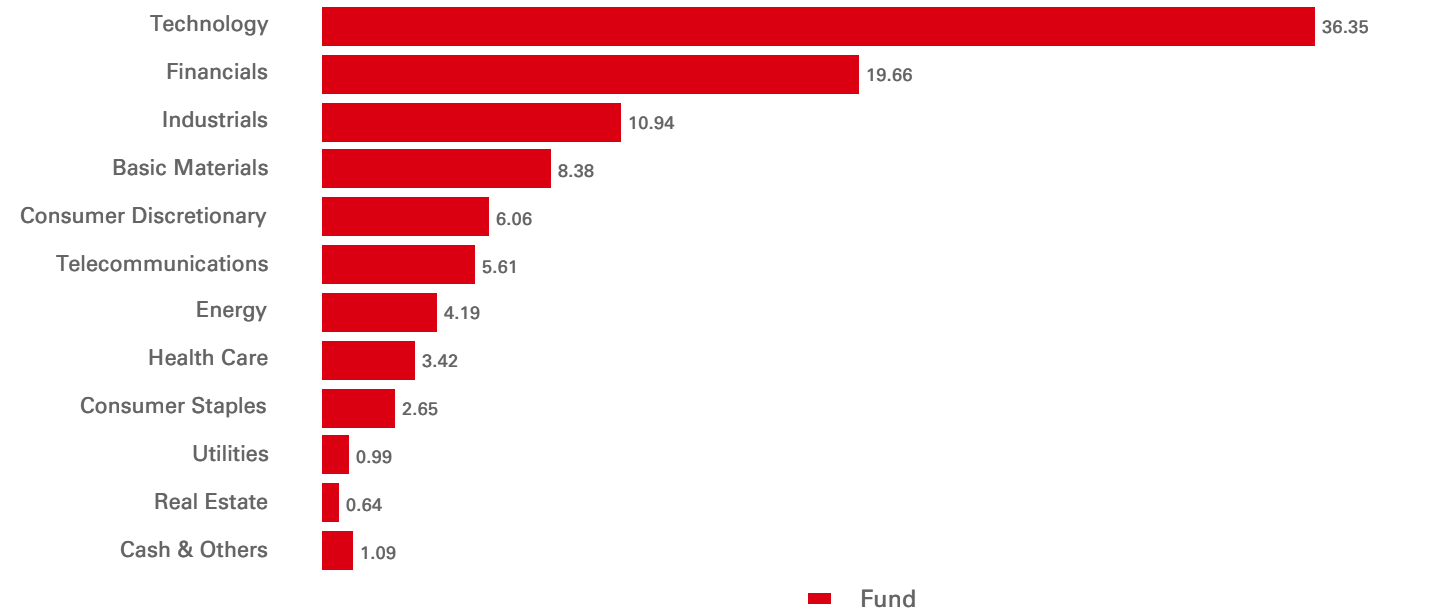

Past performance does not predict future returns. The figures are calculated in the share class base currency, dividend reinvested, net of fees.
Broad Market Index: FTSE Emerging
Source: HSBC Asset Management, data as at 31 May 2026

Geographical Allocation (%)

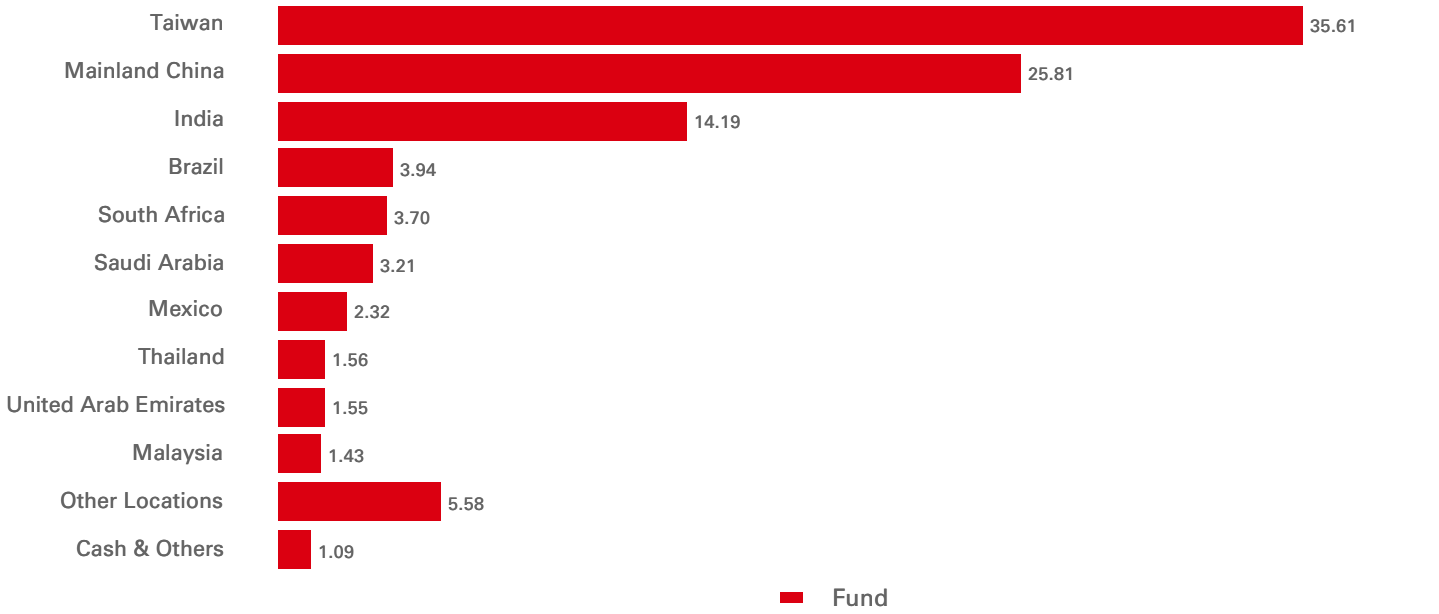

Top 10 Holdings	Location	Sector	Weight (%)
Taiwan Semiconductor Co Ltd	Taiwan	Technology	15.86
Delta Electronics Inc	Taiwan	Industrials	5.92
Infosys Ltd	India	Technology	3.74
ASE Technology Holding Co Ltd	Taiwan	Technology	3.50
Zijin Mining Group Co Ltd	Mainland China	Basic Materials	2.77
United Microelectronics Corp	Taiwan	Technology	2.64
Itau Unibanco Holding SA	Brazil	Financials	2.52
Xiaomi Corp	Mainland China	Telecommunications	2.43
Alibaba Group Holding Ltd	Mainland China	Consumer Discretionary	1.87
Tata Steel Ltd	India	Basic Materials	1.61

Exchange name	Listing date	Trading currency	Trading hours	Bloomberg ticker	Reuters RIC	iNAV Bloomberg	iNAV Reuters
LONDON STOCK EXCHANGE	29 Jun 2022	USD	08:00 - 16:30	HSMD LN	HSMD.L	HSMUSDIV	HSMDUSDINAV=SOLA
LONDON STOCK EXCHANGE	29 Jun 2022	GBP	08:00 - 16:30	HSMS LN	HSMS.L	HSMSGBIV	HSMSGBPINAV=SOLA

Source: HSBC Asset Management, data as at 31 May 2026

Sustainability indicators	Fund	Broad market index
Carbon emissions intensity	190.16	355.33
Fossil fuel reserves intensity	1,756.85	4,586.00

Carbon emissions intensity - Carbon Intensity measures the quantity of carbon emission of a company (tonnes CO^2e/USD million revenue)

Source: S&P Global Trucost
Fossil fuel reserves intensity - Fossil Fuel Reserves Intensity describes the quantities of greenhouse gas emissions that could be generated if the proven and probable fossil fuel reserves owned by companies were realised and burned. (tonnes CO^2e/USD million Market Cap)

FTSE ESG Score	ESG score	E	S	G
Fund	4.0	3.6	3.8	4.5
Broad market index	3.3	2.9	3.2	4.1

Provides a measure of a company's exposure to, and management of, ESG issues in multiple dimensions. The ESG Ratings are comprised of an overall Rating that breaks down into underlying Pillar and Thematic Exposures and Scores. A higher number indicates a more favourable ESG profile in the view of FTSE.

Broad Market Index: FTSE Emerging
Source: HSBC Asset Management, data as at 31 May 2026

Risk Disclosure

- To the extent that the Fund seeks to replicate index performance by holding individual securities, there is no guarantee that its composition or performance will exactly match that of the target index at any given time ("tracking error").
- Derivatives may be used by the Fund, and these can behave unexpectedly. The pricing and volatility of many derivatives may diverge from strictly reflecting the pricing or volatility of their underlying reference(s), instrument or asset.
- Investment Leverage occurs when the economic exposure is greater than the amount invested, such as when derivatives are used. A Fund that employs leverage may experience greater gains and/or losses due to the amplification effect from a movement in the price of the reference source.
- Where overseas investments are held the rate of currency exchange may cause the value of such investments to go down as well as up.
- Further information on the potential risks can be found in the Key Information Document (KID) and/or the Prospectus or Offering Memorandum.

Index Disclaimer

FTSE International Limited ("FTSE") © FTSE 2026. "FTSE®" is a trade mark of the London Stock Exchange Group companies and is used by FTSE International Limited under licence. All rights in the FTSE indices and / or FTSE ratings vest in FTSE and/or its licensors. Neither FTSE nor its licensors accept any liability for any errors or omissions in the FTSE indices and / or FTSE ratings or underlying data. No further distribution of FTSE Data is permitted without FTSE's express written consent.

Source: HSBC Asset Management, data as at 31 May 2026

Follow us on:

HSBC Asset Management

Glossary

www.assetmanagement.hsbc.se/api/v1/download/document/lu0164939612/se/en/glossary

Important Information

The fund is a sub-fund of HSBC ETFs plc ("the Company"), an investment company with variable capital and segregated liability between sub-funds, incorporated in Ireland as a public limited company, and is authorised by the Central Bank of Ireland. The company is constituted as an umbrella fund, with segregated liability between sub-funds. Shares purchased on the secondary market cannot usually be sold directly back to the Company. Investors must buy and sell shares on the secondary market with the assistance of an intermediary (e.g. a stockbroker) and may incur fees for doing so. In addition, investors may pay more than the current Net Asset Value per share when buying shares and may receive less than the current Net Asset Value per Share when selling them. Affiliated companies of HSBC Global Asset Management (UK) Limited may make markets in HSBC ETFs plc.UK based investors are advised they may not be afforded some of the protections conveyed by the Financial Services and Markets Act (2000), (the Act). The Company is recognised in the UK by the Financial Conduct Authority under section 264 of the Act. The shares in the company have not been and will not be offered for sale or sold in the United States of America, its territories or possessions and all areas subject to its jurisdiction, or to United States Persons. Investors and potential investors should read and note the risk warnings in the prospectus, relevant KID and Fund supplement (where available) and additionally, in the case of retail clients, the information contained in the supporting SID.
Further information about the Company including the Prospectus, the most recent annual and semi-annual reports of the Company and the latest share prices, may be obtained free of charge, in English, from the Administrator by emailing ifsinvestorqueries@hsbc.com, or by visiting www.etf.hsbc.com. Details of the underlying investments of the fund are available on www.etf.hsbc.com.
The most recent Prospectus is available in English, German and French. Key Information Document (PRIIPs KID) are available in the local language where they are registered.
The indicative intra-day net asset value of the fund is available on at least one major market data vendor terminal such as Bloomberg, as well as on a wide range of websites that display stock market data, including www.reuters.com.
Detailed information for article 8 and 9 sustainable investment products, as categorised under the Sustainable Finance Disclosure Regulation (SFDR), including; description of the environmental or social characteristics or the sustainable investment objective; methodologies used to assess, measure and monitor the environmental or social characteristics and the impact of the selected sustainable investments and; objectives and benchmark information,can be found at: https://www.assetmanagement.hsbc.co.uk/en/intermediary/investment-expertise/sustainable-investments/sustainable-investment-product-offering