

HSBC ETFs PLC

HSBC NASDAQ GLOBAL SEMICONDUCTOR UCITS ETF

Marketing communication | Monthly report 31 March 2026 | HNSS LN | USD

Investment objective

The Fund aims to track as closely as possible the returns of the Nasdaq Global Semiconductor Index (the Index). The Fund will invest in, or gain exposure to, shares of companies which make up the Index.

Investment strategy

The Index is a subset of the Nasdaq Global Index (Parent Index) and measures the performance of the 80 largest global semiconductor companies. The Index is a modified market capitalisation-weighted index and applies issuer exposure capping.

The Fund is passively managed and aims to invest in the shares of the companies in generally the same proportion as in the Index. There may be circumstances when it is not possible or practical for the Fund to invest in all constituents of the Index. The index provider selects constituents semi-annually and thresholds may be applied in order to determine involvement in business activities, such as controversial weapons and generation of power using thermal coal. The Fund may invest more than 20% of its assets in issuers based in emerging markets and may invest in China A-shares either directly or indirectly through China A-shares Access Products (CAAP).

The Fund may invest up to 10% in total return swaps and may invest up to 10% in other funds, including HSBC funds.

See the Prospectus for a full description of the investment objectives and derivative usage.

Main risks

- The Fund's unit value can go up as well as down, and any capital invested in the Fund may be at risk.
- The value of investible securities can change over time due to a wide variety of factors, including but not limited to: political and economic news, government policy, changes in demographics, cultures and populations, natural or human-caused disasters etc.
- The Fund may invest in Emerging Markets, these markets are less established, and often more volatile, than developed markets and involve higher risks, particularly market, liquidity and currency risks.

Fund facts

Fund manager	HSBC Global Asset Management (UK) Limited
Custodian	HSBC Continental Europe
Fund administrator	HSBC Securities Services (Ireland) DAC

Share Class Details

Key metrics

NAV per Share	USD 25.41
Performance 1 month	-10.94%
Tracking error 3 years	0.38%

Fund facts

UCITS V compliant	Yes
Dividend treatment	Accumulating
Dividend currency	USD
Fund base currency	USD
Share Class Base Currency	USD
Domicile	Ireland
Inception date	25 January 2022
Shares outstanding	3,949,750
Fund Size	USD 100,346,932
Reference benchmark	100% Nasdaq Global Semiconductor Index
Replication Method	Physical- Full
SIPP eligible	Yes
Issuer	HSBC ETFs PLC
Fiscal year end	Dec

Fees and expenses

Ongoing Charge Figure ¹	0.350%
------------------------------------	---------------

Codes

ISIN	IE000YDZG487
------	---------------------

¹Ongoing Charges Figure is based on expenses over a year. The figure includes annual management charge but not the transaction costs. Such figures may vary from time to time.

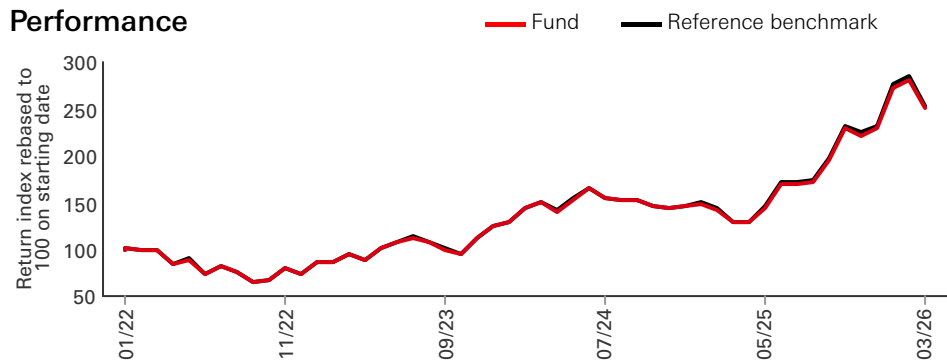
Past performance does not predict future returns. The figures are calculated in the share class base currency, dividend reinvested, net of fees.

This is a marketing communication. Please refer to the prospectus and to the KID before making any final investment decisions.

For definition of terms, please refer to the Glossary QR code and Prospectus.

Source: HSBC Asset Management, data as at 31 March 2026

Performance



Performance (%)	YTD	1 month	3 months	6 months	1 year	3 years ann	5 years ann	Since inception ann
Fund	8.90	-10.94	8.90	27.38	93.59	38.12	--	24.67
Reference benchmark	9.06	-10.93	9.06	27.70	94.51	38.58	--	25.06
Tracking difference	-0.16	0.00	-0.16	-0.32	-0.92	-0.46	--	-0.39
Tracking error	--	--	--	--	0.66	0.38	--	0.34

Calendar year performance (%)	2021	2022	2023	2024	2025
Fund	--	--	68.42	17.34	57.10
Reference benchmark	--	--	69.08	17.66	57.69

Equity characteristics	Fund	Reference benchmark	Benchmark Information
No. of holdings ex cash	80	80	Index name 100% Nasdaq Global Semiconductor Index
Average Market Cap (USD Mil)	771,776	771,888	Index currency USD
Price/earning ratio	33.82	33.82	Benchmark type Net Return
			TR Index Bloomberg Ticker GSOXNR

Sector Allocation (%)

Information Technology

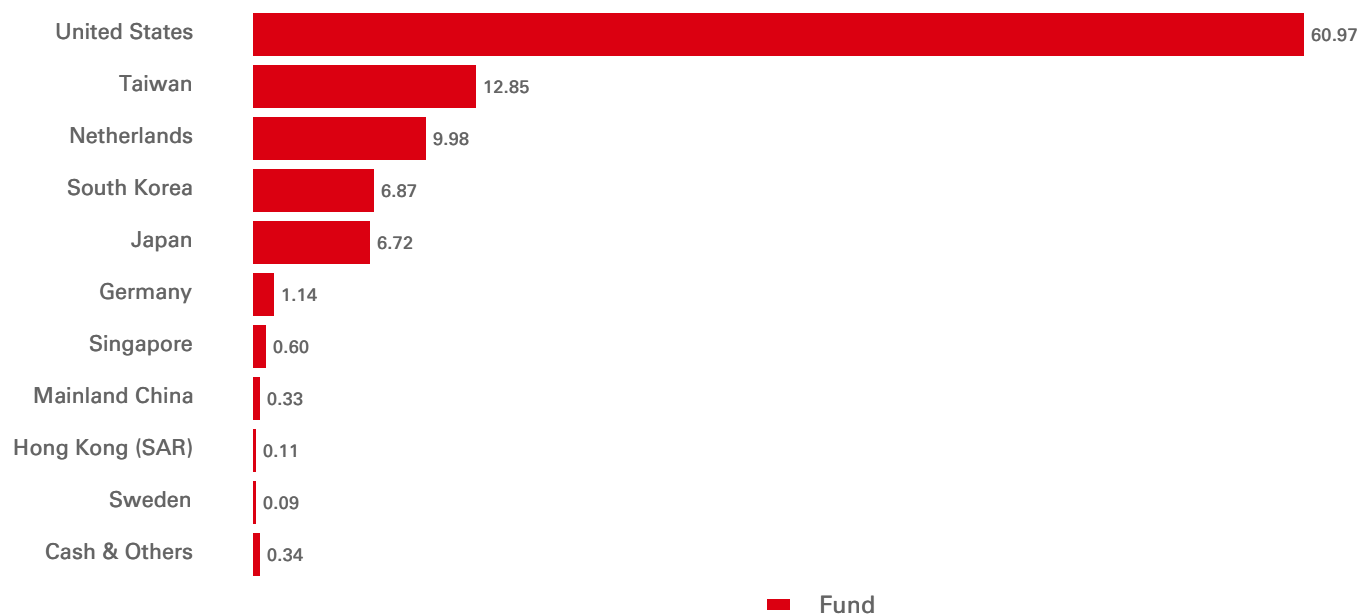
99.66

Cash & Others

0.34

■ Fund

Geographical Allocation (%)




Top 10 Holdings	Sector	Weight (%)
NVIDIA Corp	Information Technology	8.81
Broadcom Inc	Information Technology	8.67
ASML Holding NV	Information Technology	7.92
Taiwan Semiconductor Co Ltd	Information Technology	7.71
SK hynix Inc	Information Technology	6.39
Advanced Micro Devices Inc	Information Technology	4.55
Intel Corp	Information Technology	4.33
Applied Materials Inc	Information Technology	4.11
Lam Research Corp	Information Technology	4.09
KLA Corp	Information Technology	3.86

Exchange name	Listing date	Trading currency	Trading hours	Bloomberg ticker	Reuters	iNAV RIC Bloomberg	iNAV Reuters
LONDON STOCK EXCHANGE	26 Jan 2022	USD	08:00 - 16:30	HNSC LN	HNSC.L	HNSUSDIV	HNSCUSDINAV =SOLA
LONDON STOCK EXCHANGE	26 Jan 2022	GBP	08:00 - 16:30	HNSS LN	HNSS.L	HNSGBPIV	HNSSGBPINAV =SOLA
NYSE EURONEXT - EURONEXT PARIS	01 Feb 2022	EUR	09:00 - 17:30	HNSC FP	HNSS.PA	HNSEURIV	HNSCEURINAV =SOLA
BORSA ITALIANA SPA	01 Feb 2022	EUR	09:00 - 17:35	HNSC IM	HNSC.MI	HNSEURIV	HNSCEURINAV =SOLA
DEUTSCHE BOERSE AG-XETRA	01 Feb 2022	EUR	09:00 - 17:30	HNSC GY	HNSC.DE	HNSEURIV	HNSCEURINAV =SOLA
SIX SWISS EXCHANGE		USD	--	HNSC SW	HNSC.S	HNSUSDIV	HNSCUSDINAV =SOLA

Risk Disclosure

- The Fund may be concentrated in a limited number of securities, economic sectors and/or countries and as a result, may be more volatile and have a greater risk of loss than more broadly diversified funds.
- To the extent that the Fund seeks to replicate index performance by holding individual securities, there is no guarantee that its composition or performance will exactly match that of the target index at any given time ("tracking error").
- Derivatives may be used by the Fund, and these can behave unexpectedly. The pricing and volatility of many derivatives may diverge from strictly reflecting the pricing or volatility of their underlying reference(s), instrument or asset.
- Investment Leverage occurs when the economic exposure is greater than the amount invested, such as when derivatives are used. A Fund that employs leverage may experience greater gains and/or losses due to the amplification effect from a movement in the price of the reference source.
- Where overseas investments are held the rate of currency exchange may cause the value of such investments to go down as well as up.
- Further information on the potential risks can be found in the Key Information Document (KID) and/or the Prospectus or Offering Memorandum.

Follow us on:

 **HSBC Asset Management**

Glossary



www.assetmanagement.hsbc.se/api/v1/download/document/lu0164939612/se/en/glossary

Important Information

The fund is a sub-fund of HSBC ETFs plc (“the Company”), an investment company with variable capital and segregated liability between sub-funds, incorporated in Ireland as a public limited company, and is authorised by the Central Bank of Ireland. The company is constituted as an umbrella fund, with segregated liability between sub-funds. Shares purchased on the secondary market cannot usually be sold directly back to the Company.

Investors must buy and sell shares on the secondary market with the assistance of an intermediary (e.g. a stockbroker) and may incur fees for doing so. In addition, investors may pay more than the current Net Asset Value per share when buying shares and may receive less than the current Net Asset Value per Share when selling them. Affiliated companies of HSBC Global Asset Management (UK) Limited may make markets in HSBC ETFs plc. UK based investors are advised they may not be afforded some of the protections conveyed by the Financial Services and Markets Act (2000), (the Act). The Company is recognised in the UK by the Financial Conduct Authority under section 264 of the Act. The shares in the company have not been and will not be offered for sale or sold in the United States of America, its territories or possessions and all areas subject to its jurisdiction, or to United States Persons. Investors and potential investors should read and note the risk warnings in the prospectus, relevant KID and Fund supplement (where available) and additionally, in the case of retail clients, the information contained in the supporting SID.

Further information about the Company including the Prospectus, the most recent annual and semi-annual reports of the Company and the latest share prices, may be obtained free of charge, in English, from the Administrator by emailing ifsinvestorqueries@hsbc.com, or by visiting www.etf.hsbc.com. Details of the underlying investments of the fund are available on www.etf.hsbc.com.

The most recent Prospectus is available in English, German and French. Key Information Document (PRIIPs KID) are available in the local language where they are registered.

The indicative intra-day net asset value of the fund is available on at least one major market data vendor terminal such as Bloomberg, as well as on a wide range of websites that display stock market data, including www.reuters.com.