

## HSBC ETFs PLC

# HSBC MSCI EM FAR EAST UCITS ETF

Monthly report 30 June 2022 | HMFE LN



## Investment objective

The Fund aims to track as closely as possible the returns of the MSCI EM Far East Index (the "Index"). The Fund will invest in or gain exposure to shares of companies which make up the Index.



## Investment strategy

The Index is made up of large and mid-cap companies in emerging market countries in the Far East, as determined by the Index provider. The Fund will be passively managed and will utilise an investment technique called optimisation. This technique seeks to minimise the difference in return between the Fund and the Index by taking into account tracking error and trading costs when constructing a portfolio. The Fund will not necessarily invest in every company that comprises the Index, or invest proportionally to each company's weight in the Index. It can also invest in companies outside the Index but which are expected to provide similar performance and risk characteristics to certain Index constituents. The Fund may invest in China A-shares through the Shanghai-Hong Kong Stock Connect and/or Shenzhen-Hong Kong Stock Connect and in CAAPs or through funds. The Fund may invest up to 10% in other funds, including other HSBC funds. The Fund may invest up to 10% of its assets in total return swaps and contracts for difference. See the Prospectus for a full description of the investment objectives and derivative usage.



## Main risks

- The Fund's unit value can go up as well as down, and any capital invested in the Fund may be at risk.
- The value of investible securities can change over time due to a wide variety of factors, including but not limited to: political and economic news, government policy, changes in demographics, cultures and populations, natural or human-caused disasters etc.
- The Fund may invest in Emerging Markets, these markets are less established, and often more volatile, than developed markets and involve higher risks, particularly market, liquidity and currency risks.

### Fund facts

Fund manager	HSBC Global Asset Management (UK) Limited
Custodian	HSBC Continental Europe
Fund administrator	HSBC Securities Services (Ireland) DAC

## Share Class Details

### Key metrics

NAV per Share	<b>USD 45.81</b>
Performance 1 month	<b>-4.34%</b>
Tracking error 3 years	<b>0.45%</b>

### Fund facts

UCITS V compliant	<b>Yes</b>
Dividend treatment	<b>Distributing</b>
Distribution Frequency	<b>Semi-Annually</b>
Dividend ex-date	<b>27 January 2022</b>
Dividend Yield <sup>1</sup>	<b>1.60%</b>
Last Paid Dividend	<b>0.412700</b>
Dividend currency	<b>USD</b>
Share Class Base Currency	<b>USD</b>
Domicile	<b>Ireland</b>
Inception date	<b>24 September 2010</b>
Shares outstanding	<b>480,000</b>
Fund Size	<b>USD 21,988,272</b>
Reference benchmark	<b>100% MSCI Emerging Markets Far East Net</b>
Replication Method	<b>Physical- Sample</b>
SIPP eligible	<b>Yes</b>
Issuer	<b>HSBC ETFs PLC</b>
Fiscal year end	<b>Dec</b>

### Fees and expenses

Ongoing Charge Figure <sup>2</sup>	<b>0.600%</b>
------------------------------------	---------------

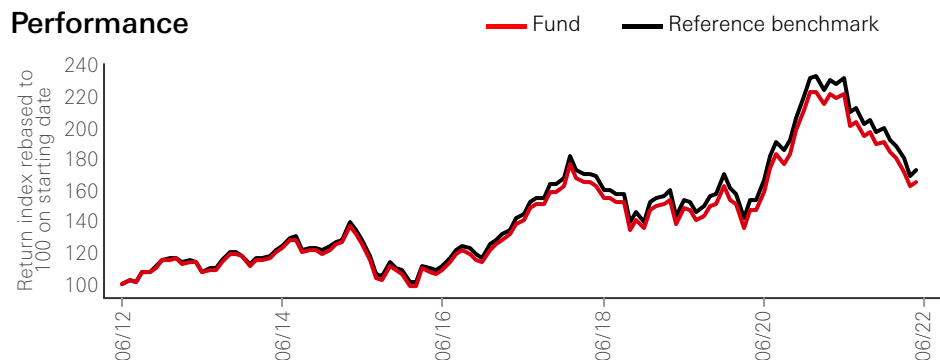
### Codes

ISIN	<b>IE00B5LP3W10</b>
------	---------------------

<sup>1</sup>Dividend Yield: represents the ratio of distributed income over the last 12 months to the fund's current Net Asset Value.

<sup>2</sup>Ongoing Charges Figure, is based on expenses over a year. The figure includes annual management charge but not the transaction costs. Such figures may vary from time to time.

## Performance



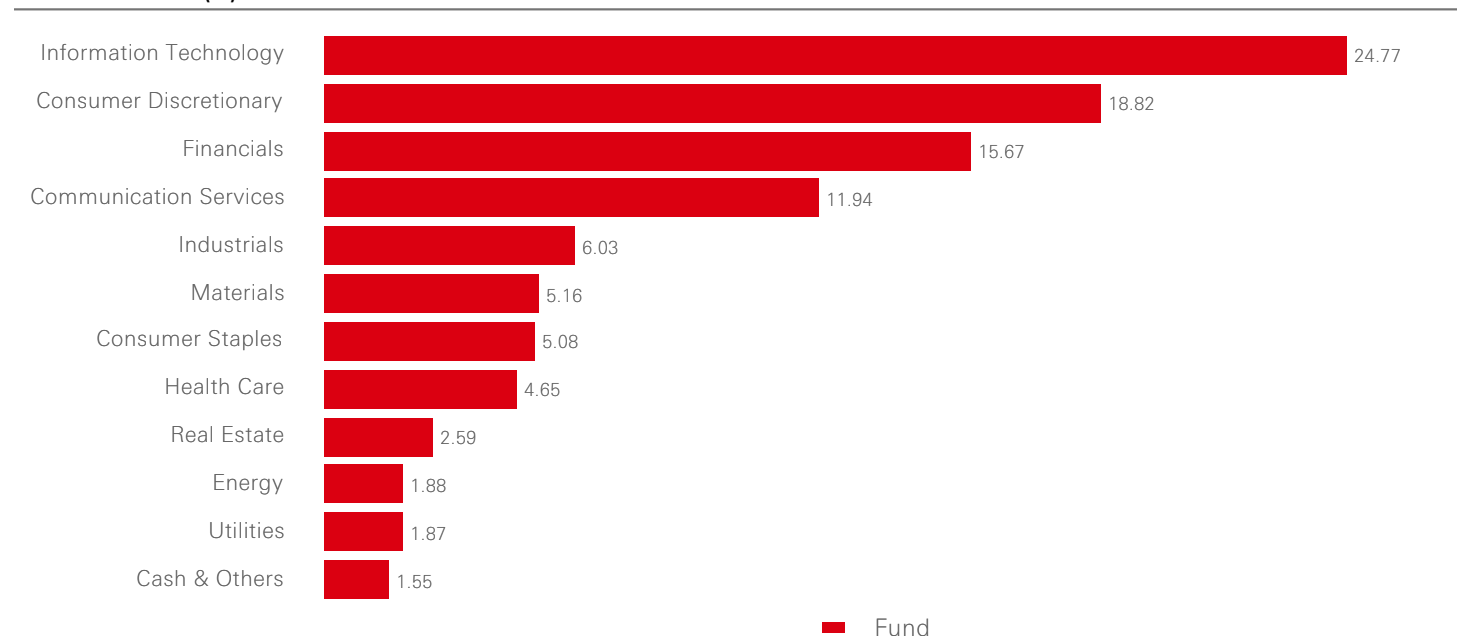
Performance (%)	YTD	1 month	3 months	6 months	1 year	3 years ann	5 years ann	10 years ann
<b>Fund</b>	<b>-17.66</b>	<b>-4.34</b>	<b>-8.49</b>	<b>-17.66</b>	<b>-29.04</b>	<b>1.98</b>	<b>2.30</b>	<b>4.64</b>
Reference benchmark	-17.57	-4.48	-8.45	-17.57	-28.89	2.25	2.66	5.11
Tracking difference	-0.09	0.13	-0.04	-0.09	-0.15	-0.27	-0.36	-0.47
Tracking error	--	--	--	--	0.45	0.45	0.40	--

Calendar year performance (%)	2012	2013	2014	2015	2016	2017	2018	2019	2020	2021
<b>Fund</b>	<b>19.83</b>	<b>2.18</b>	<b>1.57</b>	<b>-10.70</b>	<b>7.02</b>	<b>42.85</b>	<b>-17.00</b>	<b>20.86</b>	<b>29.57</b>	<b>-9.52</b>
Reference benchmark	20.28	2.66	2.54	-10.08	7.45	43.53	-16.84	21.81	29.61	-9.27

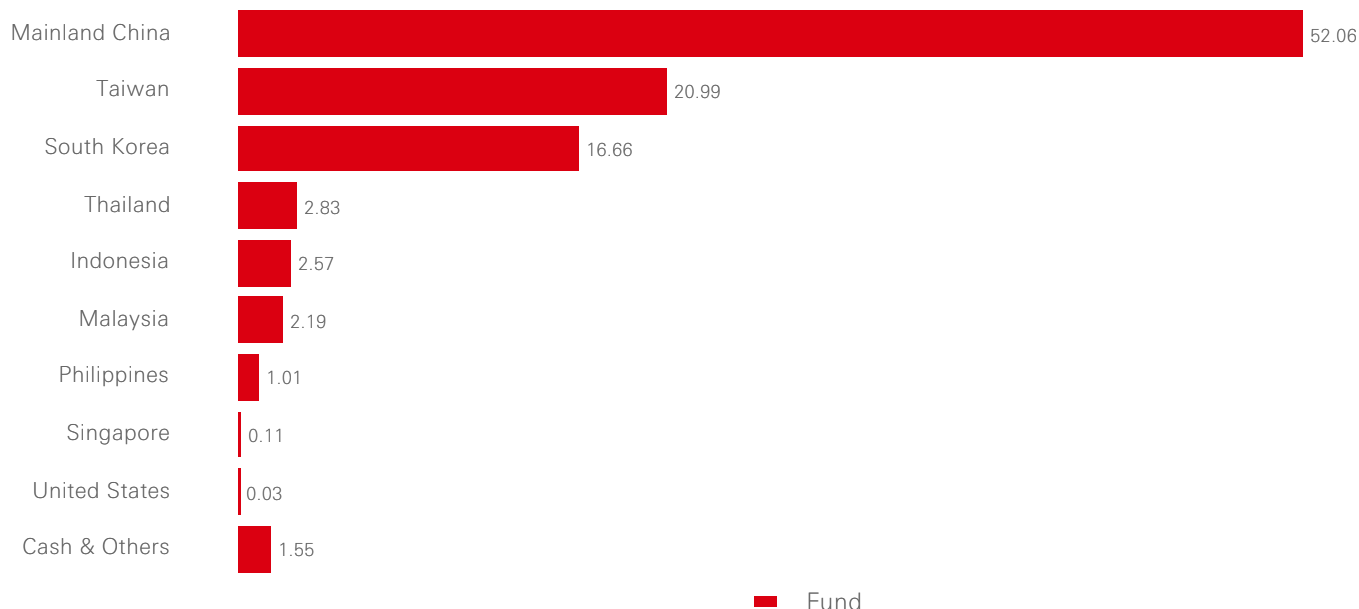
Equity characteristics	Fund	Reference benchmark
No. of holdings ex cash	611	1,038
Average Market Cap (USD Mil)	115,801	117,353
Price/earning ratio	12.04	12.25

Benchmark Information	
Index name	100% MSCI Emerging Markets Far East Net
Index currency	USD
Benchmark type	Total Return
Index Rebalancing Frequency	Quarterly
TR Index Bloomberg Ticker	NDUEEGFF
TR Index Reuters RIC	.dMIMF00000NUS

## Sector Allocation (%)



## Geographical Allocation (%)



Top 10 Holdings	Location	Sector	Weight (%)
Taiwan Semiconductor Co Ltd	Taiwan	Information Technology	8.11
Tencent Holdings Ltd	Mainland China	Communication Services	6.29
Samsung Electronics Co Ltd	South Korea	Information Technology	5.60
Alibaba Group Holding Ltd	Mainland China	Consumer Discretionary	5.08
Meituan	Mainland China	Consumer Discretionary	2.33
JD.com Inc	Mainland China	Consumer Discretionary	1.56
China Construction Bank-H	Mainland China	Financials	1.48
Hon Hai Precision Industry Co	Taiwan	Information Technology	1.13
Ping An Insurance Group Co-H	Mainland China	Financials	1.02
Baidu Inc	Mainland China	Communication Services	1.02

Exchange name	Listing date	Trading currency	Trading hours	Bloomberg ticker	Reuters	iNAV RIC	Bloomberg	iNAV Reuters
LONDON STOCK EXCHANGE	28 Sep 2010	USD	08:00 - 16:30	HMFD LN	HMFD.L	HMFDUSIV		HMFDUSiv.P
LONDON STOCK EXCHANGE	28 Sep 2010	GBP	08:00 - 16:30	HMFE LN	HMFE.L	HMFDGBIV		HMFDGBiv.P
NYSE EURONEXT - EURONEXT PARIS	04 Nov 2010	EUR	09:00 - 17:30	MEM FP	HMFE.PA	HMFDEUIV		HMFDEUiv.P
DEUTSCHE BOERSE AG-XETRA	14 Oct 2010	EUR	09:00 - 17:30	H4ZI GY	H4ZI.DE	HMFDEUIV		HMFDEUiv.P
DEUTSCHE BOERSE AG- XFRA	14 Oct 2010	EUR	08:00 - 20:00	H4ZI GR	H4ZI.DE	HMFDEUIV		HMFDEUiv.P
SIX SWISS EXCHANGE	19 Apr 2011	USD	09:00 - 17:30	HMFE SW	HMFE.S	HMFDUSIV		HMFDUSiv.P
BORSA ITALIANA SPA	16 Jan 2019	EUR	09:00 - 17:35	HMFE IM	HMFE.MI	HMFDEUIV		HMFDEUiv.P

## Risk Disclosure

- To the extent that the Fund seeks to replicate index performance by holding individual securities, there is no guarantee that its composition or performance will exactly match that of the target index at any given time (“tracking error”).
- Derivatives may be used by the Fund, and these can behave unexpectedly. The pricing and volatility of many derivatives may diverge from strictly reflecting the pricing or volatility of their underlying reference(s), instrument or asset.
- Investment Leverage occurs when the economic exposure is greater than the amount invested, such as when derivatives are used. A Fund that employs leverage may experience greater gains and/or losses due to the amplification effect from a movement in the price of the reference source.
- Further information on the potential risks can be found in the Key Investor Information Document (KID) and/or the Prospectus or Offering Memorandum.

## Index Disclaimer

Source: MSCI. The MSCI information may only be used for your internal use, may not be reproduced or disseminated in any form and may not be used as a basis for or a component of any financial instruments or products or indices. None of the MSCI information is intended to constitute investment advice or a recommendation to make (or refrain from making) any kind of investment decision and may not be relied on as such. Historical data and analysis should not be taken as an indication or guarantee of any future performance analysis, forecast or prediction. The MSCI information is provided on an “as is” basis and the user of this information assumes the entire risk of any use made of this information. MSCI, each of its affiliates and each other person involved in or related to compiling, computing or creating any MSCI information (collectively, the “MSCI Parties”) expressly disclaims all warranties (including, without limitation, any warranties of originality, accuracy, completeness, timeliness, non-infringement, merchantability and fitness for a particular purpose) with respect to this information. Without limiting any of the foregoing, in no event shall any MSCI Party have any liability for any direct, indirect, special, incidental, punitive, consequential (including, without limitation, lost profits) or any other damages. (www.msci.com)

Source: HSBC Asset Management, data as at 30 June 2022

Follow us on:



HSBC Asset Management

Fund center



Glossary



## Important Information

The material contained herein is for marketing purposes and is for your information only. This document is not contractually binding nor are we required to provide this to you by any legislative provision. It does not constitute legal, tax or investment advice or a recommendation to any reader of this material to buy or sell investments. You must not, therefore, rely on the content of this document when making any investment decisions.

This document is distributed in France, Italy, Spain and Sweden by HSBC Asset Management (France) and is only intended for professional investors as defined by MIFID, in Switzerland by HSBC Asset Management (Switzerland) AG and is only intended for qualified investors in the meaning of Art. 10 para 3 (CISA).

The information contained herein is subject to change without notice.

The material contained herein is for information purposes only and does not constitute investment advice or a recommendation to any reader of this material to buy or sell investments. Care has been taken to ensure the accuracy of this document, but HSBC Asset Management accepts no responsibility for any errors or omissions contained herein. The information contained herein is subject to change without notice. All non-authorised reproduction or use of this commentary and analysis will be the responsibility of the user and will be likely to lead to legal proceedings. This document has no contractual value and is not by any means intended as a solicitation, nor a recommendation for the purchase or sale of any financial instrument in any jurisdiction in which such an offer is not lawful. The commentary and analysis presented in this document reflect the opinion of HSBC Asset Management on the markets, according to the information available to date. They do not constitute any kind of commitment from HSBC Asset Management. Consequently, HSBC Asset Management will not be held responsible for any investment or disinvestment decision taken on the basis of the commentary and/or analysis in this document. All data from HSBC Asset Management unless otherwise specified. Any third party information has been obtained from sources we believe to be reliable, but which we have not independently verified.

The fund is a sub-fund of HSBC ETFs plc ("the Company"), an investment company with variable capital and segregated liability between sub-funds, incorporated in Ireland as a public limited company, and is authorised by the Central Bank of Ireland. The company is constituted as an umbrella fund, with segregated liability between sub-funds. Shares purchased on the secondary market cannot usually be sold directly back to the Company.

Investors must buy and sell shares on the secondary market with the assistance of an intermediary (e.g. a stockbroker) and may incur fees for doing so. In addition, investors may pay more than the current Net Asset Value per share when buying shares and may receive less than the current Net Asset Value per Share when selling them. Affiliated companies of HSBC Global Asset Management (UK) Limited may make markets in HSBC ETFs plc. UK based investors are advised they may not be afforded some of the protections conveyed by the Financial Services and Markets Act (2000), (the Act). The Company is recognised in the UK by the Financial Conduct Authority under section 264 of the Act. The shares in the company have not been and will not be offered for sale or sold in the United States of America, its territories or possessions and all areas subject to its jurisdiction, or to United States Persons. All applications are made on the basis of the Prospectus, Key Investor Information Document (KIID), Supplementary Information Document (SID) and Fund supplement, and most recent annual and semi-annual reports, which can be obtained upon request free of charge from HSBC Global Asset Management (UK) Limited, 8 Canada Square, Canary Wharf, London E14 5HQ UK; from a stockbroker or financial adviser or from our website (see below). Investors and potential investors should read and note the risk warnings in the prospectus, relevant KIID and Fund supplement (where available) and additionally, in the case of retail clients, the information contained in the supporting SID.

Please note that funds included in this material may be covered by regulations outside of the European Economic Area (The EEA). Local regulations may vary, and can potentially impact your right to funds.

HSBC Asset Management is the brand name for the asset management business of HSBC Group. The above document has been produced by HSBC Asset Management (France) and has been approved for distribution/issue by the following entities :

In France by HSBC Asset Management (France), a Portfolio Management Company authorised by the French regulatory authority AMF (no. GP99026); in Italy and Spain through the Milan and Madrid branches of HSBC Asset Management (France), regulated by Banca d'Italia and Commissione Nazionale per le Società e la Borsa (Consob) in Italy, and the Comisión Nacional del Mercado de Valores (CNMV) in Spain. In Sweden, through the Stockholm branch of HSBC Asset Management (France), regulated by the Swedish Financial Supervisory Authority Finansinspektionen).

HSBC Asset Management (France) - 421 345 489 RCS Nanterre. Portfolio management company authorised by the French regulatory authority AMF (no. GP99026) with capital of 8.050.320 euros. Postal address: 75419 Paris cedex 08, France. Offices: Immeuble Coeur Défense, 110, esplanade du Général Charles de Gaulle, 92400 Courbevoie - La Défense 4 . (Website: [www.assetmanagement.hsbc.se](http://www.assetmanagement.hsbc.se)).

HSBC Asset Management (Switzerland) AG, Gartenstrasse 26, P.O. Box, CH-8027 Zurich, Switzerland. (Website: [www.assetmanagement.hsbc.com/ch](http://www.assetmanagement.hsbc.com/ch))

Copyright © 2022. HSBC Asset Management (France). All rights reserved

Further Information can be found in the prospectus.