

HSBC ETFs PLC

HSBC MSCI WORLD CLIMATE PARIS ALIGNED UCITS ETF

Marketing communication | Monthly report 28 February 2026 | HPAO LN | USD



Investment objective

The Fund aims to track as closely as possible the returns of the MSCI World Climate Paris Aligned Index (the Index). The Fund will invest in, or gain exposure to shares of companies which make up the Index. The Fund qualifies under Article 8 of SFDR.



Investment strategy

The Index is designed to support investors seeking to reduce their exposure to transition and physical climate risks and who wish to pursue opportunities arising from the transition to a lower-carbon economy while aligning with the Paris Agreement requirements. It incorporates the task force on Climate-related Financial Disclosures recommendations and is designed to exceed the minimum standards of the EU Paris-Aligned Benchmark. The Fund is passively managed and aims to invest in the shares of the companies in the same proportion as in the Index. There may be circumstances when it is not possible for the Fund to invest in all constituents of the Index. If the Fund cannot invest directly in the companies that constitute the Index, it may gain exposure by using other investments such as depositary receipts, funds or derivatives. The Fund may invest up to 35% in securities from a single issuer during exceptional market conditions, up to 10% in total return swaps and contracts for difference, and up to 10% in other funds. See the Prospectus for a full description of the investment objectives and derivative usage.



Main risks

- The Fund's unit value can go up as well as down, and any capital invested in the Fund may be at risk.
- The value of investible securities can change over time due to a wide variety of factors, including but not limited to: political and economic news, government policy, changes in demographics, cultures and populations, natural or human-caused disasters etc.
- To the extent that the Fund seeks to replicate index performance by holding individual securities, there is no guarantee that its composition or performance will exactly match that of the target index at any given time ("tracking error").

Fund facts

Fund manager	HSBC Global Asset Management (UK) Limited
Custodian	HSBC Continental Europe
Fund administrator	HSBC Securities Services (Ireland) DAC

Share Class Details

Key metrics

NAV per Share	USD 34.99
Performance 1 month	-0.94%
Tracking error 3 years	0.05%

Fund facts

UCITS V compliant	Yes
Dividend treatment	Accumulating
Dividend currency	USD
Fund base currency	USD
Share Class Base Currency	USD
Domicile	Ireland
Inception date	7 July 2021
Shares outstanding	15,986,000
Fund Size	USD 559,359,891
Reference benchmark	100% MSCI World Climate Paris Aligned Index
Replication Method	Physical- Full
SIPP eligible	Yes
Issuer	HSBC ETFs PLC
Fiscal year end	Dec

Fees and expenses

Ongoing Charge Figure ¹	0.180%
------------------------------------	---------------

Codes

ISIN	IE00BP2C1V62
------	---------------------

¹Ongoing Charges Figure is based on expenses over a year. The figure includes annual management charge but not the transaction costs. Such figures may vary from time to time.

Past performance does not predict future returns. The figures are calculated in the share class base currency, dividend reinvested, net of fees.

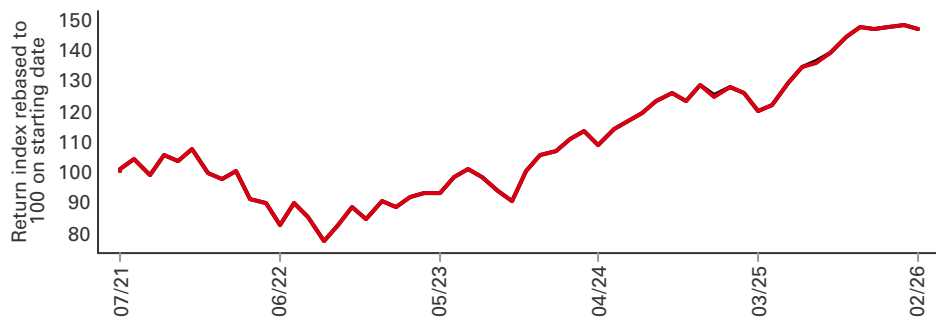
This is a marketing communication. Please refer to the prospectus and to the KID before making any final investment decisions.

For definition of terms, please refer to the Glossary QR code and Prospectus.

Source: HSBC Asset Management, data as at 28 February 2026

Performance

— Fund — Reference benchmark



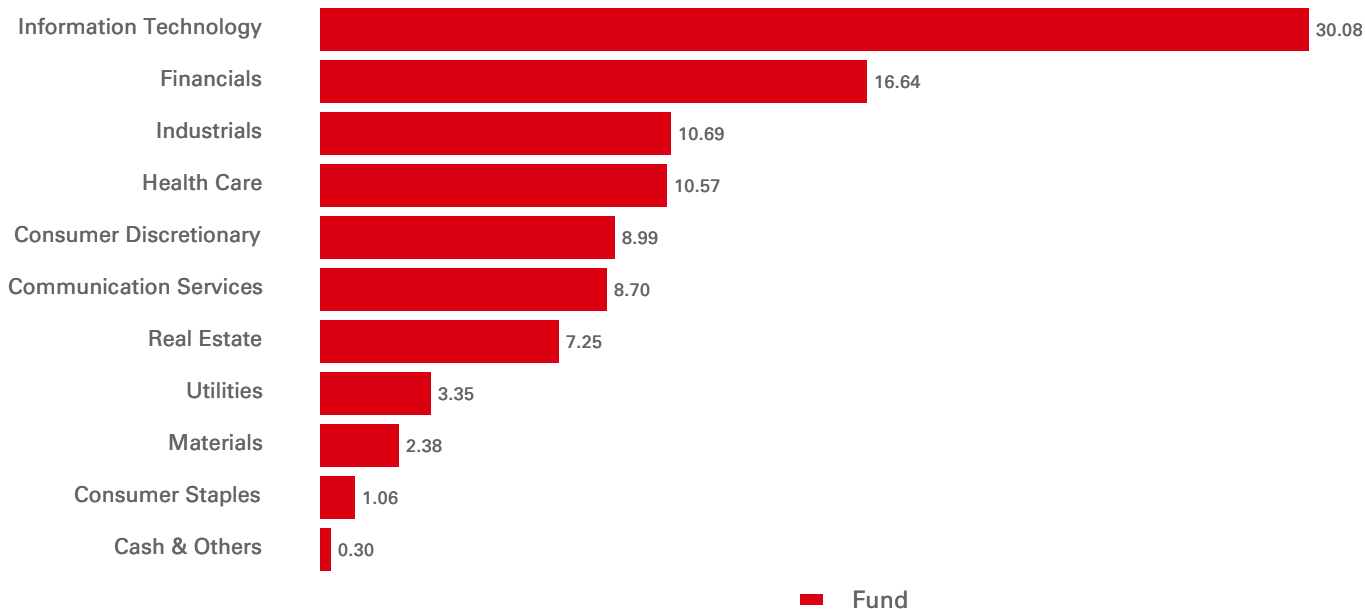
Performance (%)	YTD	1 month	3 months	6 months	1 year	3 years ann	5 years ann	Since inception ann
Fund	-0.73	-0.94	-0.13	5.48	16.29	18.31	--	8.53
Reference benchmark	-0.75	-0.94	-0.16	5.45	16.22	18.31	--	8.53
Tracking difference	0.02	0.00	0.03	0.03	0.07	0.01	--	0.00
Tracking error	--	--	--	--	0.05	0.05	--	0.05

Calendar year performance (%)	2021	2022	2023	2024	2025
Fund	--	-21.56	25.32	18.06	18.33
Reference benchmark	--	-21.57	25.32	18.11	18.30

Equity characteristics	Fund	Reference benchmark
No. of holdings ex cash	450	459
Average Market Cap (USD Mil)	931,568	931,651
Price/earning ratio	22.98	22.99

Benchmark Information	
Index name	100% MSCI World Climate Paris Aligned Index
Index currency	USD
Benchmark type	Net Return
TR Index Bloomberg Ticker	MXWOCLPA
TR Index Reuters RIC	.MIWO0CPAONUS

Sector Allocation (%)

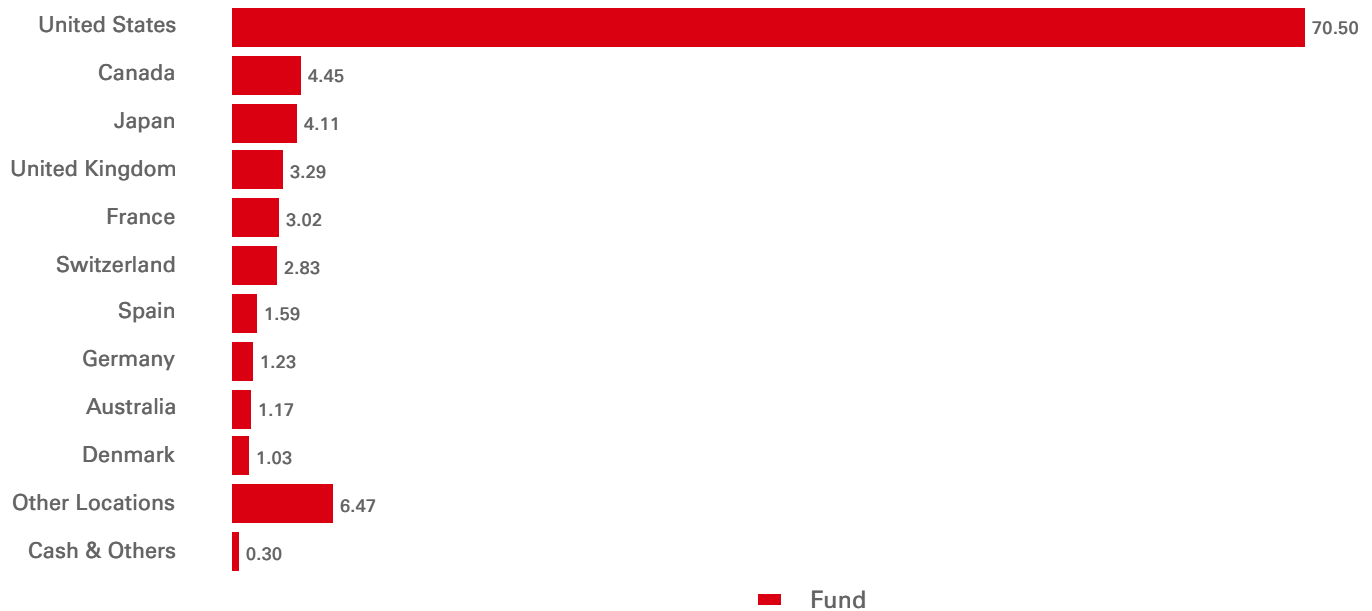


Past performance does not predict future returns. The figures are calculated in the share class base currency, dividend reinvested, net of fees.

Broad Market Index: MSCI World

Source: HSBC Asset Management, data as at 28 February 2026

Geographical Allocation (%)



Top 10 Holdings	Sector	Weight (%)
NVIDIA Corp	Information Technology	6.49
Apple Inc	Information Technology	5.16
Alphabet Inc	Communication Services	4.38
Microsoft Corp	Information Technology	3.83
Amazon.com Inc	Consumer Discretionary	2.53
Tesla Inc	Consumer Discretionary	2.04
Broadcom Inc	Information Technology	1.90
Meta Platforms Inc	Communication Services	1.83
Equinix Inc	Real Estate	1.53
Digital Realty Trust Inc	Real Estate	1.49

Exchange name	Listing date	Trading currency	Trading hours	Bloomberg ticker	Reuters RIC	iNAV Bloomberg	iNAV Reuters
LONDON STOCK EXCHANGE	08 Jul 2021	USD	08:00 - 16:30	HPAW LN	HPAW.L	HPAUSDIV	HPAWUSDINA V=SOLA
LONDON STOCK EXCHANGE	08 Jul 2021	GBP	08:00 - 16:30	HPAO LN	HPAO.L	HPAOGBIV	HPAOGBPINAV =SOLA
DEUTSCHE BOERSE AG-XETRA	10 Aug 2021	EUR	09:00 - 17:30	HPAW GY	HPAW.DE	HPAEURIV	HPAWEURINA V=SOLA
NYSE EURONEXT - EURONEXT PARIS	10 Aug 2021	EUR	09:00 - 17:30	HPAW FP	HPAW.PA	HPAEURIV	HPAWEURINA V=SOLA
BORSA ITALIANA SPA	11 Aug 2021	EUR	09:00 - 17:35	HPAW IM	HPAW.MI	HPAEURIV	HPAWEURINA V=SOLA
SIX SWISS EXCHANGE	27 Aug 2021	USD	09:00 - 17:30	HPAW SW	HPAW.S	HPAUSDIV	HPAWUSDINA V=SOLA

Sustainability indicators	Fund	Broad market index
Carbon emissions intensity	41.58	101.39

Carbon emissions intensity - Carbon Intensity measures the quantity of carbon emission of a company (tonnes CO₂e/USD million revenue)

Source: S&P Global Trucost

MSCI ESG Score	ESG score	E	S	G
Fund	7.1	6.9	5.5	5.9
Broad market index	6.7	6.5	5.2	5.9

The MSCI ESG Key Issue Score is the numerical, weighted average of MSCI's E, S, and G pillar scores. A higher number indicates a more favourable ESG profile in the view of MSCI. The weighted averages of the Key Issue Scores are aggregated and companies' scores are normalized by their industries. After any overrides are factored in, each company's Final Industry-Adjusted Score corresponds to a rating. For more information, see MSCI ESG Ratings Methodology @ <https://www.msci.com/esg-and-climate-methodologies>

Risk Disclosure


- Derivatives may be used by the Fund, and these can behave unexpectedly. The pricing and volatility of many derivatives may diverge from strictly reflecting the pricing or volatility of their underlying reference(s), instrument or asset.
- Investment Leverage occurs when the economic exposure is greater than the amount invested, such as when derivatives are used. A Fund that employs leverage may experience greater gains and/or losses due to the amplification effect from a movement in the price of the reference source.
- Where overseas investments are held the rate of currency exchange may cause the value of such investments to go down as well as up.
- Further information on the potential risks can be found in the Key Information Document (KID) and/or the Prospectus or Offering Memorandum.

Index Disclaimer

Source: MSCI. The MSCI information may only be used for your internal use, may not be reproduced or disseminated in any form and may not be used as a basis for or a component of any financial instruments or products or indices. None of the MSCI information is intended to constitute investment advice or a recommendation to make (or refrain from making) any kind of investment decision and may not be relied on as such. Historical data and analysis should not be taken as an indication or guarantee of any future performance analysis, forecast or prediction. The MSCI information is provided on an "as is" basis and the user of this information assumes the entire risk of any use made of this information. MSCI, each of its affiliates and each other person involved in or related to compiling, computing or creating any MSCI information (collectively, the "MSCI Parties") expressly disclaims all warranties (including, without limitation, any warranties of originality, accuracy, completeness, timeliness, non-infringement, merchantability and fitness for a particular purpose) with respect to this information. Without limiting any of the foregoing, in no event shall any MSCI Party have any liability for any direct, indirect, special, incidental, punitive, consequential (including, without limitation, lost profits) or any other damages. (www.msci.com)

Source: HSBC Asset Management, data as at 28 February 2026

Follow us on:

 **HSBC Asset Management**

Glossary



www.assetmanagement.hsbc.se/api/v1/download/document/lu0164939612/se/en/glossary

Important Information

The fund is a sub-fund of HSBC ETFs plc (“the Company”), an investment company with variable capital and segregated liability between sub-funds, incorporated in Ireland as a public limited company, and is authorised by the Central Bank of Ireland. The company is constituted as an umbrella fund, with segregated liability between sub-funds. Shares purchased on the secondary market cannot usually be sold directly back to the Company.

Investors must buy and sell shares on the secondary market with the assistance of an intermediary (e.g. a stockbroker) and may incur fees for doing so. In addition, investors may pay more than the current Net Asset Value per share when buying shares and may receive less than the current Net Asset Value per Share when selling them. Affiliated companies of HSBC Global Asset Management (UK) Limited may make markets in HSBC ETFs plc. UK based investors are advised they may not be afforded some of the protections conveyed by the Financial Services and Markets Act (2000), (the Act). The Company is recognised in the UK by the Financial Conduct Authority under section 264 of the Act. The shares in the company have not been and will not be offered for sale or sold in the United States of America, its territories or possessions and all areas subject to its jurisdiction, or to United States Persons. Investors and potential investors should read and note the risk warnings in the prospectus, relevant KID and Fund supplement (where available) and additionally, in the case of retail clients, the information contained in the supporting SID.

Further information about the Company including the Prospectus, the most recent annual and semi-annual reports of the Company and the latest share prices, may be obtained free of charge, in English, from the Administrator by emailing ifsinvestorqueries@hsbc.com, or by visiting www.etf.hsbc.com. Details of the underlying investments of the fund are available on www.etf.hsbc.com.

The most recent Prospectus is available in English, German and French. Key Information Document (PRIIPs KID) are available in the local language where they are registered.

The indicative intra-day net asset value of the fund is available on at least one major market data vendor terminal such as Bloomberg, as well as on a wide range of websites that display stock market data, including www.reuters.com.

Detailed information for article 8 and 9 sustainable investment products, as categorised under the Sustainable Finance Disclosure Regulation (SFDR), including; description of the environmental or social characteristics or the sustainable investment objective; methodologies used to assess, measure and monitor the environmental or social characteristics and the impact of the selected sustainable investments and; objectives and benchmark information, can be found at: <https://www.assetmanagement.hsbc.co.uk/en/intermediary/investment-expertise/sustainable-investments/sustainable-investment-product-offering>